

Top Row Set Perpendicular to Wall Face

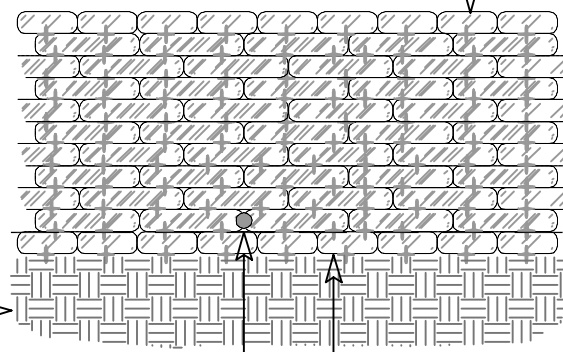
Finished Grade

In-Situ Soil

4" (10 cm) Drain Tile Outlet

Base Row; Set

Perpendicular to Wall Face



ELEVATION

Slope Varies  
Height Varies



SECTION

Top Row Set Perpendicular to Wall Face

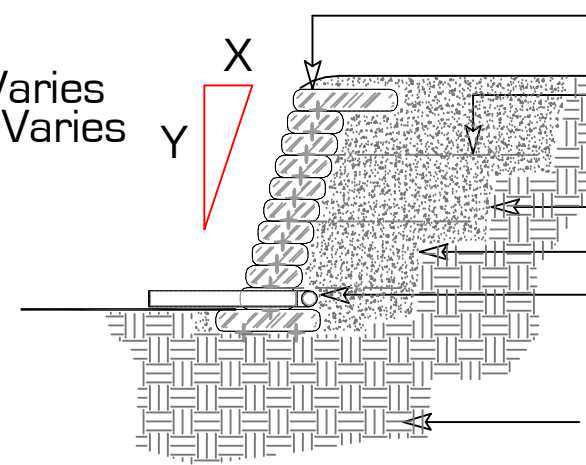
Geogrid Reinforcement  
24" (60 cm) Max Vertical Spacing; Length Varies

'Bench' Cut Slope; Match to Geogrid

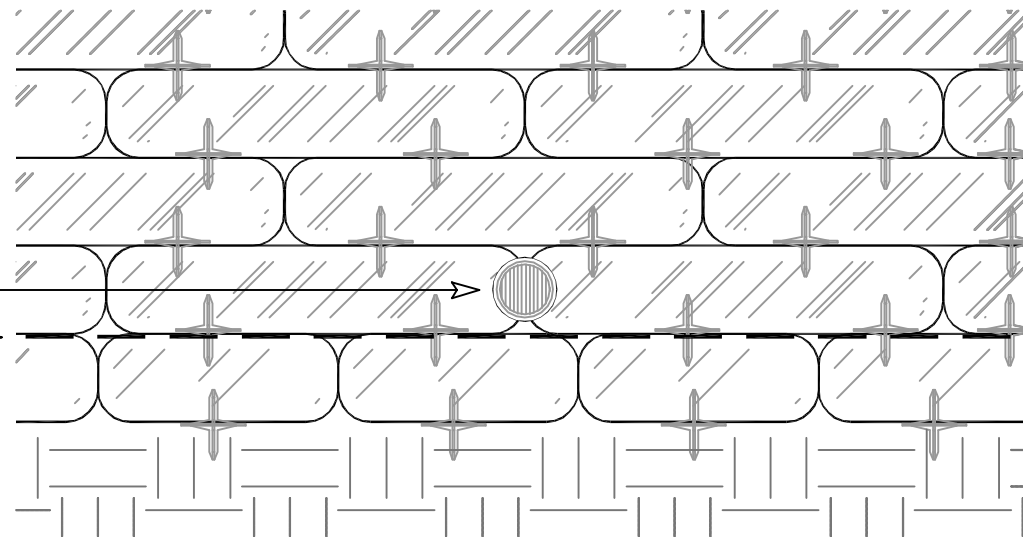
On-Site or Imported Backfill

4" (10 cm) Perforated Drain Tile w/ Sock; Drain thru Wall

In-Situ Soil



Drain Tile Outlet  
Finished Grade



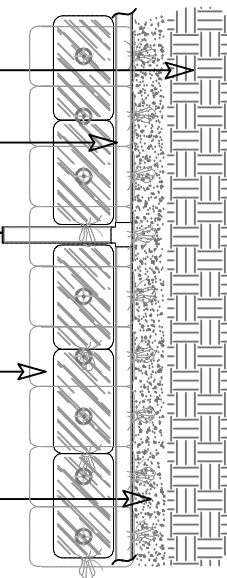
DRAIN TILE OUTLET DETAIL  
Scale 1" = 1' - 0"

In-Situ Soil

4" (10 cm) Perforated Drain  
Tile w/ Sock  
Drain Beyond Retaining Wall

Envirolok Units  
Base Row Set  
Perpendicular to Wall Face  
On-Site or Imported Backfill

PLAN



This is a typical, non-site specific design. Envirolok LLC makes these documents available on an "as is" basis. All CAD (.dwg) and PDF (.pdf) files were created as a service to our customers. Final determination of the suitability of any information or material for the use contemplated, and its manner of use, is the sole responsibility of the user. A final project specific design should be prepared by a qualified, licensed, professional engineer. THIS DRAWING IS NOT FOR CONSTRUCTION. Copyright: 2013, Envirolok LLC

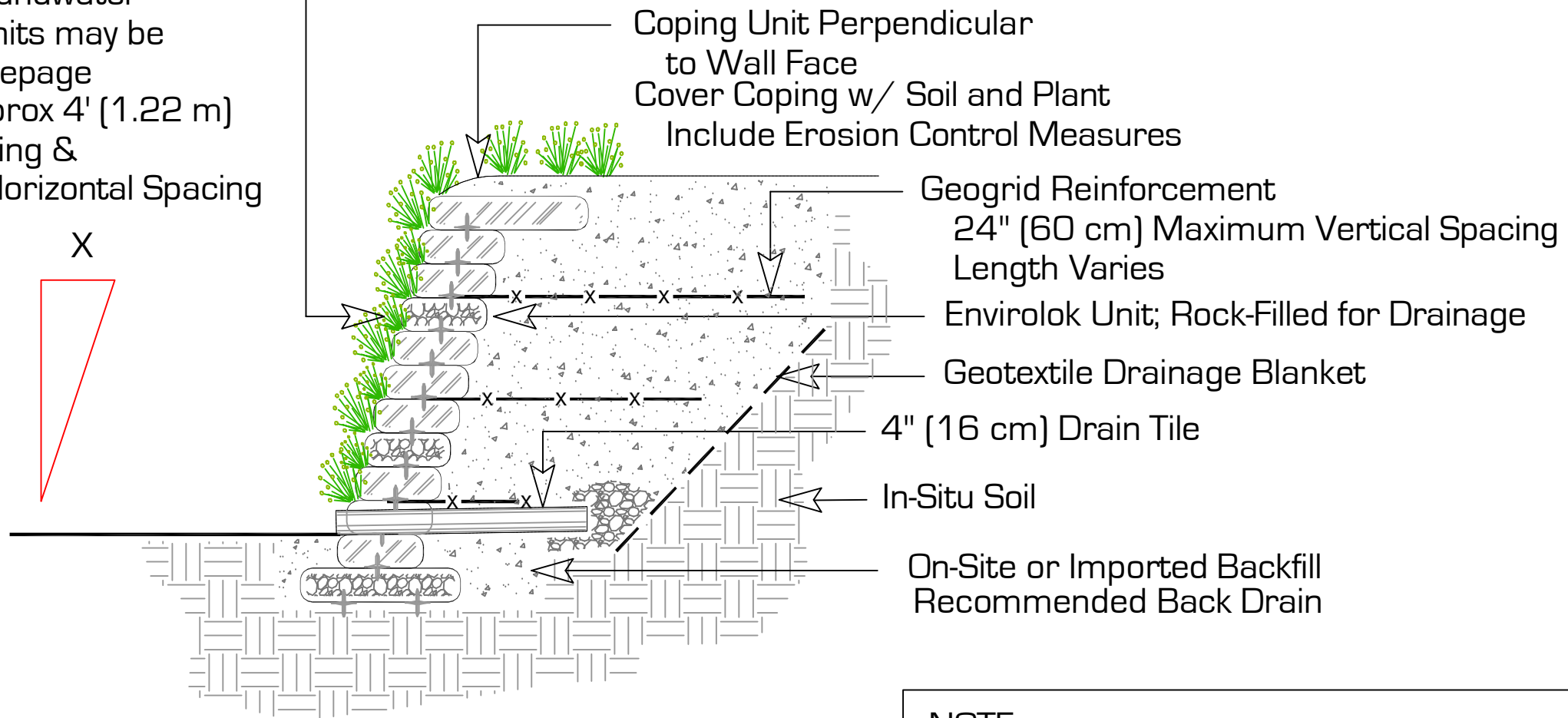
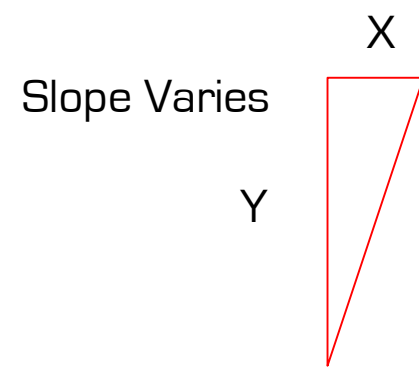
PROJECT ENVIROLOK INSTALLATION; DRAIN TILE DETAIL	
DATE JANUARY 2013	SCALE 1/4" = 1' - 0" or As Noted
SHEET SHEET 43B	

**Envirolok**<sup>TM</sup>  
Vegetated Environmental Solutions

10101 N. Casey Road      Evansville, WI 53536  
www.envirolok.com      ecosolutions@envirolok.com  
P. 608.223.3571      F. 608.884.4640

REVISIONS

In Areas of Groundwater  
 Rock Filled Units may be  
 Placed for Seepage  
 Place Units approx 4' (1.22 m)  
 Vertical Spacing &  
 6' (1.83 m) Horizontal Spacing



SECTION

**NOTE:**  
 Back Drain is Recommended in a Cut  
 Situation or where Groundwater is Present.  
 For Fill Walls, the source of Groundwater  
 may not Exist.  
 Back Drain could consist of a Geocomposite,  
 2/3 the Slope Height, 1/3 Coverage on  
 the Slope.

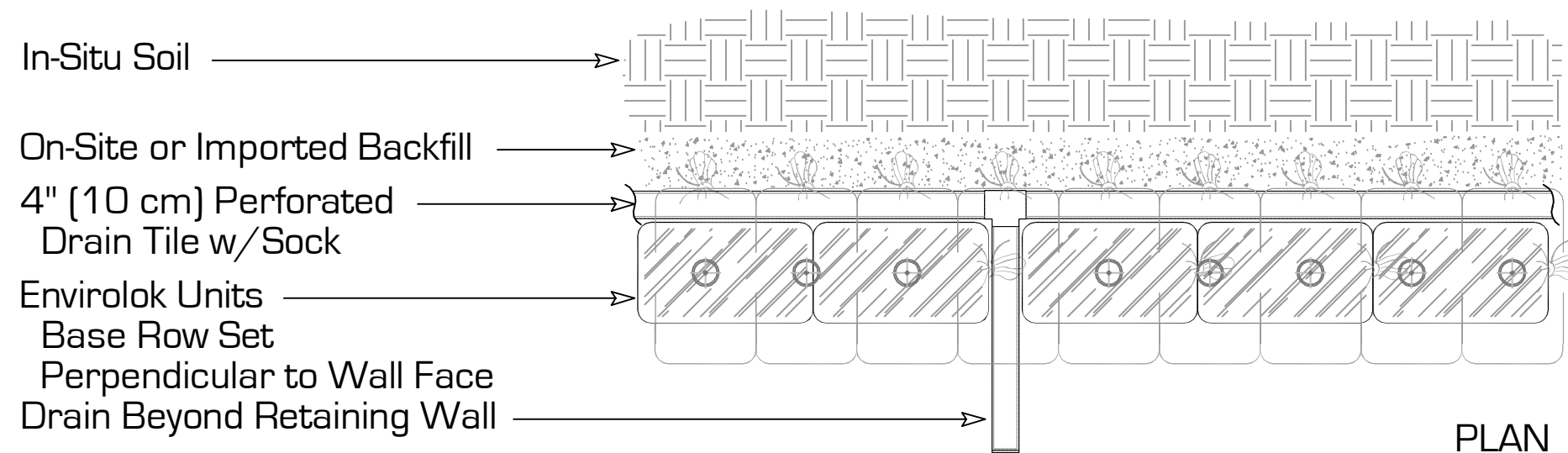
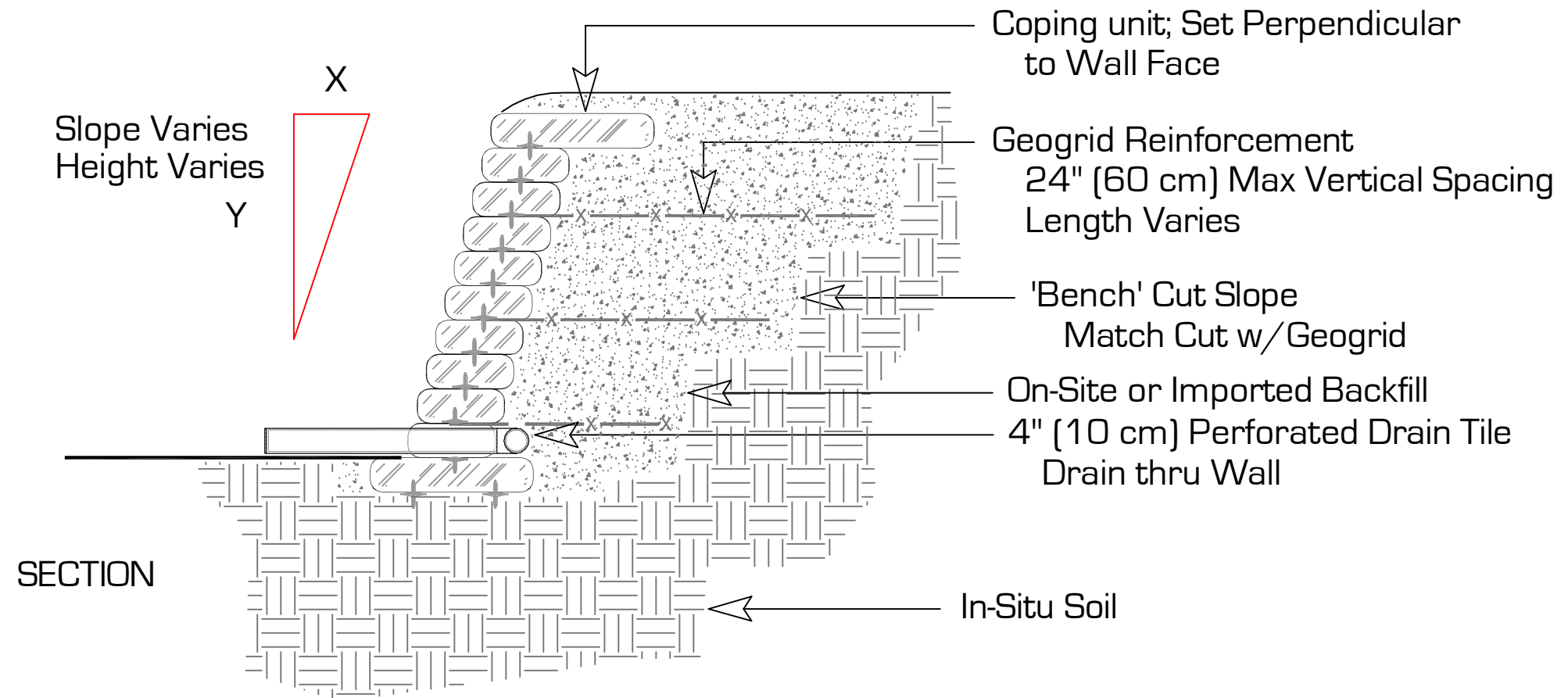
This is a typical, non-site specific design. Envirolok LLC makes these documents available on an "as is" basis. All CAD (.dwg) and PDF (.pdf) files were created as a service to our customers. Final determination of the suitability of any information or material for the use contemplated, and its manner of use, is the sole responsibility of the user. A final project specific design should be prepared by a qualified, licensed, professional engineer. THIS DRAWING IS NOT FOR CONSTRUCTION. Copyright 2013, Envirolok LLC

PROJECT ENVIROLOK INSTALLATION; BACK DRAIN	
DATE JANUARY 2013	SCALE 1/2" = 1'-0"
SHEET SHEET 18	

**Envirolok**<sup>TM</sup>  
 Vegetated Environmental Solutions

10101 N. Casey Road      Evansville, WI 53536  
 www.envirolok.com      ecosolutions@envirolok.com  
 P. 608.223.3571      F. 608.884.4640

REVISIONS



This is a typical, non-site specific design. Envirolok LLC makes these documents available on an "as is" basis. All CAD (.dwg) and PDF (.pdf) files were created as a service to our customers. Final determination of the suitability of any information or material for the use contemplated, and its manner of use, is the sole responsibility of the user. A final project specific design should be prepared by a qualified, licensed, professional engineer. THIS DRAWING IS NOT FOR CONSTRUCTION. Copyright: 2013, Envirolok LLC

PROJECT  
ENVIROLOK INSTALLATION; DRAIN TILE DETAIL

DATE  
JANUARY 2013

SHEET  
SHEET 43A

SCALE  
1/2" = 1'-0"

**Envirolok**<sup>TM</sup>  
Vegetated Environmental Solutions

10101 N. Casey Road  
www.envirolok.com  
P. 608.223.3571

Evansville, WI 53536  
ecosolutions@envirolok.com  
F. 608.884.4640

REVISIONS