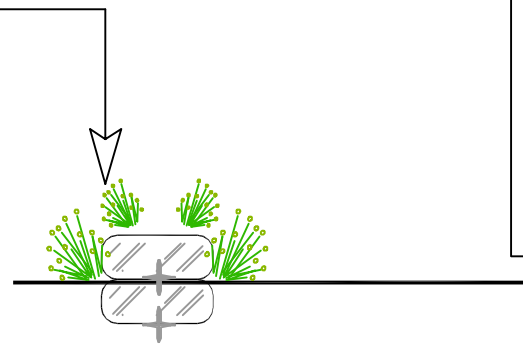
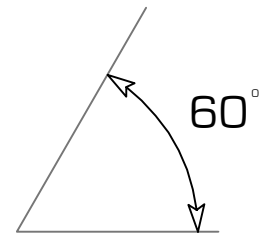


Live Plant Material
Planted Between Courses

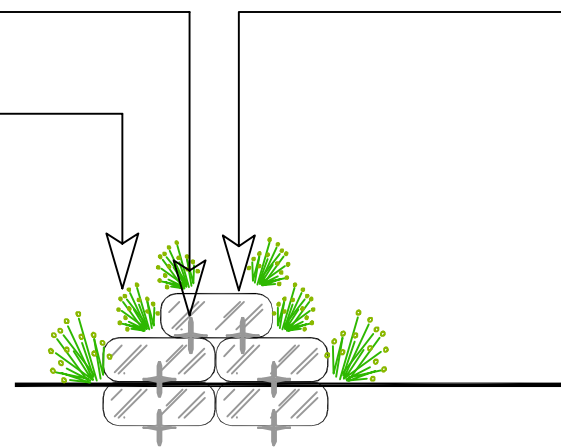
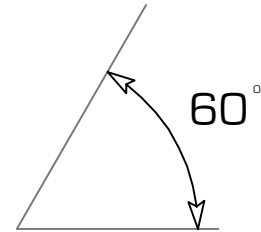
SINGLE HEIGHT



NOTE:
Install Envirolok Units in Lifts;
Fill & Compact Soil,
Place additional Envirolok
Units for Soil Confinement

Envirolok Connector Pin
(Two Each per Unit)
Live Plant Material
Planted Between Courses

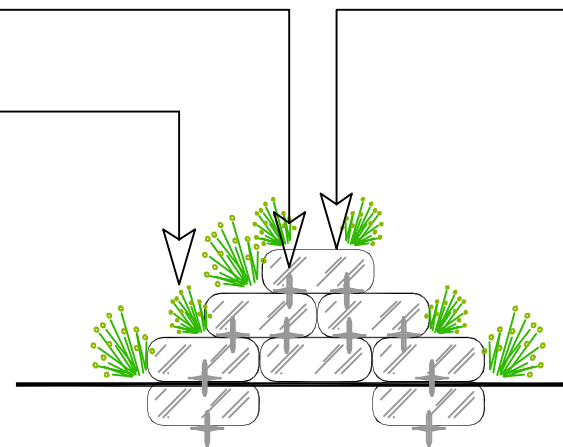
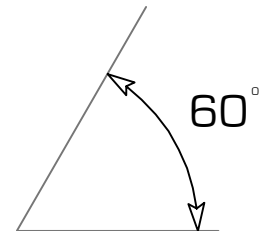
DOUBLE HEIGHT



Top Unit
Finished Height: Adjust to Match

Envirolok Connector Pin
(Two Each per Unit)
Live Plant Material
Planted Between Courses

TRIPLE HEIGHT



Top Unit
Finished Height: Adjust to Match

This is a typical, non-site specific design. Envirolok LLC makes these documents available on an "as is" basis. All CAD (.dwg) and PDF (.pdf) files were created as a service to our customers. Final determination of the suitability of any information or material for the use contemplated, and its manner of use, is the sole responsibility of the user. A final project specific design should be prepared by a qualified, licensed, professional engineer. THIS DRAWING IS NOT FOR CONSTRUCTION. Copyright 2013, Envirolok LLC

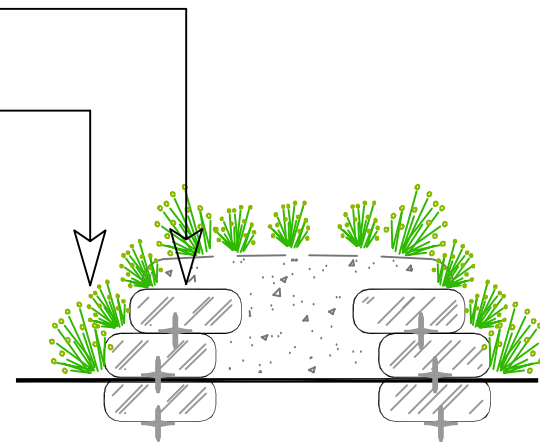
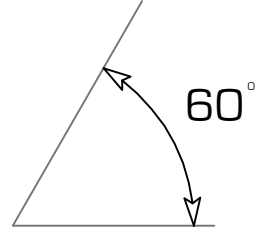
PROJECT ENVIROLOK INSTALLATION; SINGLE-STACKED INSTALL	
DATE JANUARY 2013	SCALE 1/2" = 1'-0"
SHEET SHEET 12A	

EnvirolokTM
Vegetated Environmental Solutions

10101 N. Casey Road Evansville, WI 53536
www.envirolok.com ecosolutions@envirolok.com
P. 608.223.3571 F. 608.884.4640

REVISIONS

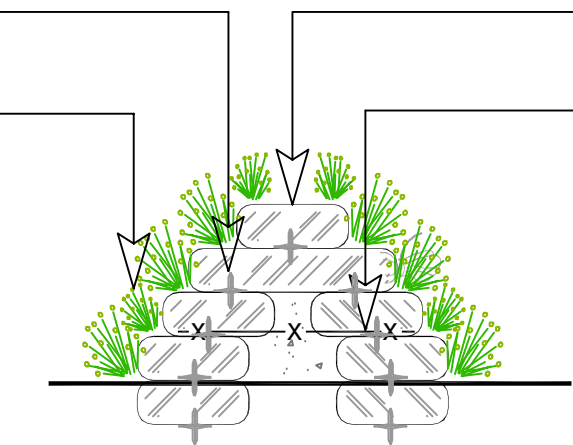
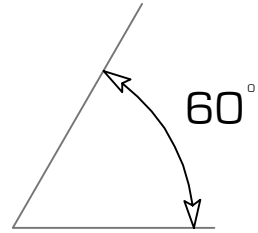
Envirolok Units Retain
On-Site or Imported Fill
Live Plant Material
Planted Between Courses



NOTE:
Install Envirolok Units in Lifts;
Fill & Compact Soil,
Place additional Envirolok
Units for Soil Confinement

CAPPED

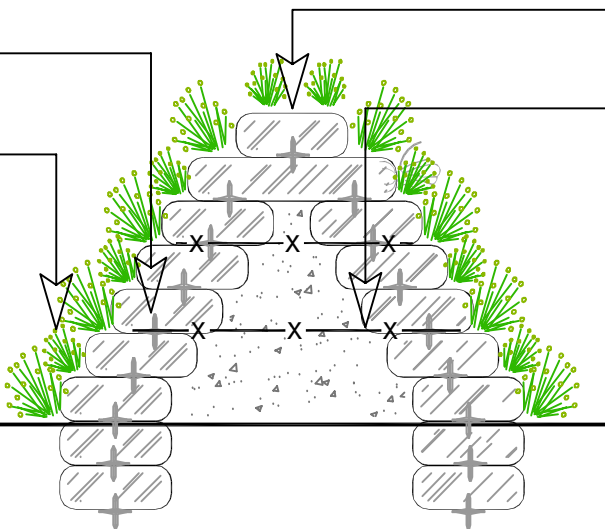
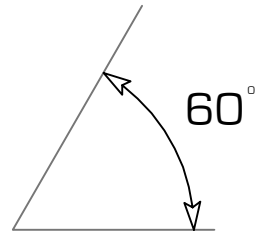
Envirolok Units Retain
On-Site or Imported Fill
Live Plant Material
Planted Between Courses



Top Unit
Finished Height: Adjust to Match
Geogrid Re-inforcement
24" (60 cm) Maximum Vertical Spacing

CAPPED

Envirolok Units Retain
On-Site or Imported Fill
Live Plant Material
Planted Between Courses



Top Unit
Finished Height: Adjust to Match
Geogrid Re-inforcement
24" (60 cm) Maximum Vertical Spacing

CAPPED

This is a typical, non-site specific design. Envirolok LLC makes these documents available on an "as is" basis. All CAD (.dwg) and PDF (.pdf) files were created as a service to our customers. Final determination of the suitability of any information or material for the use contemplated, and its manner of use, is the sole responsibility of the user. A final project specific design should be prepared by a qualified, licensed, professional engineer. THIS DRAWING IS NOT FOR CONSTRUCTION. Copyright 2013, Envirolok LLC

PROJECT ENVIROLOK INSTALLATION; MULTI-LAYER INSTALL	
DATE JANUARY 2013	SCALE 1/2" = 1'-0"
SHEET SHEET 12B	

EnvirolokTM
Vegetated Environmental Solutions

10101 N. Casey Road Evansville, WI 53536
www.envirolok.com ecosolutions@envirolok.com
P. 608.223.3571 F. 608.884.4640

REVISIONS