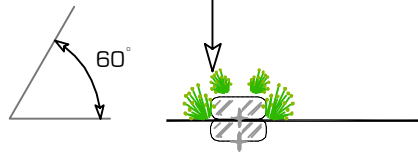


Live Plant Material  
Planted Between Courses

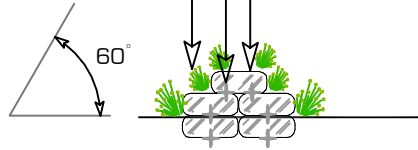
SINGLE HEIGHT



Install Envirolok Units in Lifts;  
Fill & Compact Soil,  
Place additional Envirolok  
Units for Soil Confinement

Envirolok Connector Pin  
(Two Each per Unit)  
Live Plant Material  
Planted Between Courses

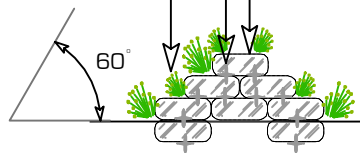
DOUBLE HEIGHT



Top Unit  
Finished Height: Adjust to Match

Envirolok Connector Pin  
(Two Each per Unit)  
Live Plant Material  
Planted Between Courses

TRIPLE HEIGHT



Top Unit  
Finished Height: Adjust to Match

This is a typical, non-site specific design. Envirolok LLC makes these documents available on an "as is" basis. All CAD (.dwg) and PDF (.pdf) files were created as a service to our customers. Final determination of the suitability of any information or material for the use contemplated, and its manner of use, is the sole responsibility of the user. A final project specific design should be prepared by a qualified, licensed, professional engineer. THIS DRAWING IS NOT FOR CONSTRUCTION. Copyright 2013, Envirolok LLC

PROJECT  
**ENVIROLOK INSTALLATION  
SINGLE-STACKED INSTALL**

DATE  
JANUARY 2013

SCALE  
1/4" = 1' - 0"

SHEET  
SHEET 12A



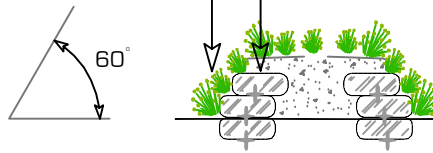
10101 N. Casey Road  
www.envirolok.com  
P. 608.223.3571

Evansville, WI 53536  
ecosolutions@envirolok.com  
F. 608.884.4640

REVISIONS

Envirolok Units Retain  
On-Site or Imported Fill  
Live Plant Material  
Planted Between Courses


CAPPED



NOTE:  
Install Envirolok Units in Lifts;  
Fill & Compact Soil,  
Place additional Envirolok  
Units for Soil Confinement

Envirolok Units Retain  
On-Site or Imported Fill  
Live Plant Material  
Planted Between Courses

CAPPED



Top Unit  
Finished Height: Adjust to Match  
Geogrid Re-inforcement  
24" (60 cm) Maximum Vertical Spacing

Envirolok Units Retain  
On-Site or Imported Fill  
Live Plant Material  
Planted Between Courses

CAPPED



Top Unit  
Finished Height: Adjust to Match  
Geogrid Re-inforcement  
24" (60 cm) Maximum Vertical Spacing

This is a typical, non-site specific design. Envirolok LLC makes these documents available on an "as is" basis. All CAD (.dwg) and PDF (.pdf) files were created as a service to our customers. Final determination of the suitability of any information or material for the use contemplated, and its manner of use, is the sole responsibility of the user. A final project specific design should be prepared by a qualified, licensed, professional engineer. THIS DRAWING IS NOT FOR CONSTRUCTION. Copyright 2013, Envirolok LLC

PROJECT  
**ENVIROLOK INSTALLATION  
MULTI-LAYER INSTALL**

DATE  
JANUARY 2013

SCALE  
1/4" = 1' - 0"

SHEET  
SHEET 12B



10101 N. Casey Road  
www.envirolok.com  
P. 608.223.3571

Evansville, WI 53536  
ecosolutions@envirolok.com  
F. 608.884.4640

REVISIONS