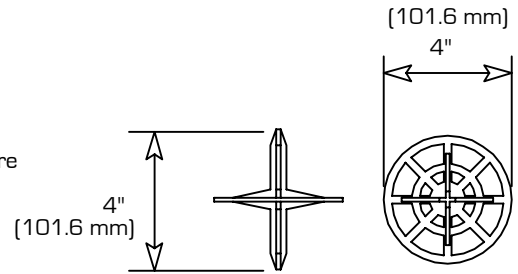
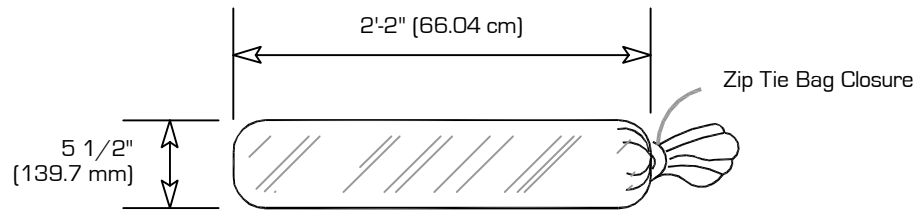


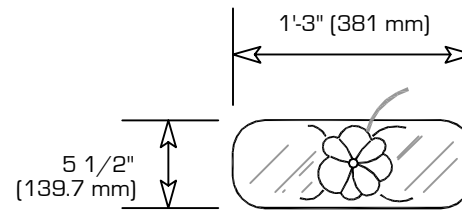
PLAN VIEW
 Mattress Face Area: 2.7 sq ft (.25 m²) / unit



ENVIROLOK CONNECTOR PIN
 SCALE: 1/2" = 1' - 0"



ELEVATION
 Face Area: 1 sq ft (.093 m²)



END VIEW

ENVIROLOK SPECIFICATION:
 Calculated Unit Fill: 1.25 cu ft (.0354 m³) / unit
 Face Area: 1 sq ft (.093 m²)
 Mattress Face Area: 2.7 sq ft (.25 m²) / unit

NOTE:
 * Quantities required vary based on unit filling
 * One Envirolok Unit consists of,
 One Envirolok Bag
 Two Connector Pins
 One Zip Tie Bag Closure

This is a typical, non-site specific design. Envirolok LLC makes these documents available on an "as is" basis. All CAD (.dwg) and PDF (.pdf) files were created as a service to our customers. Final determination of the suitability of any information or material for the use contemplated, and its manner of use, is the sole responsibility of the user. A final project specific design should be prepared by a qualified, licensed, professional engineer. THIS DRAWING IS NOT FOR CONSTRUCTION. Copyright 2013, Envirolok LLC

PROJECT ENVIROLOK INSTALLATION STANDARD UNIT	
DATE JANUARY 2013	SCALE 1" = 1' - 0"
SHEET SHEET 1	

EnvirolokTM
 Vegetated Environmental Solutions

10101 N. Casey Road
 www.envirolok.com
 P. 608.223.3571

Evansville, WI 53536
 ecosolutions@envirolok.com
 F. 608.884.4640

REVISIONS