

CROSS SECTION

**NOTE:**  
 In Channel Applications without Continuous Envirolok Vegetated Swale, Embed the Units into the Channel Base 6" (152 mm) to Protect the Base from Undermining

This is a typical, non-site specific design. Envirolok LLC makes these documents available on an "as is" basis. All CAD (.dwg) and PDF (.pdf) files were created as a service to our customers. Final determination of the suitability of any information or material for the use contemplated, and its manner of use, is the sole responsibility of the user. A final project specific design should be prepared by a qualified, licensed, professional engineer. THIS DRAWING IS NOT FOR CONSTRUCTION. Copyright 2013, Envirolok LLC

PROJECT  
**ENVIROLOK INSTALLATION  
 VEGETATED SWALE**

DATE  
 JANUARY 2013

SCALE  
 1/2" = 1' - 0"

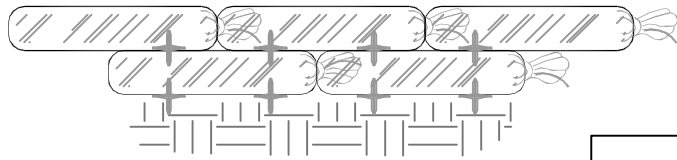
SHEET  
 SHEET 22A



10101 N. Casey Road  
 www.envirolok.com  
 P. 608.223.3571

Evansville, WI 53536  
 ecosolutions@envirolok.com  
 F. 608.884.4640

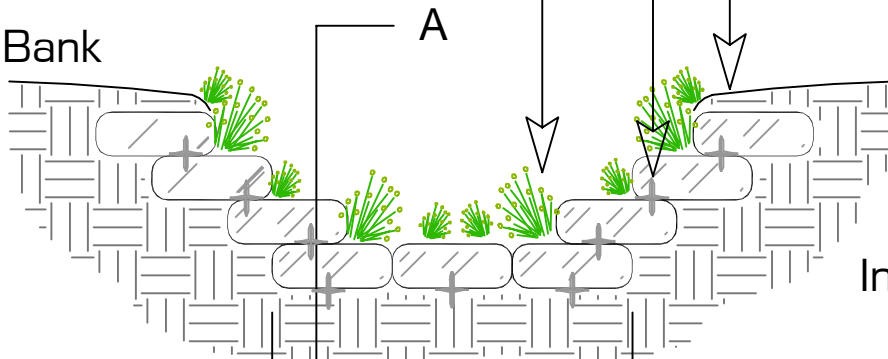
REVISIONS



Section A-A

- Live Plant Material
- Planted Between Courses
- Envirolok Connector Pin  
(two each per unit)
- Cover Coping w/ Soil and Plant
- Include Erosion Control Measures

Native Soil Bank



In-Situ Soil

CROSS SECTION

A  
approx 3' - 6"  
(76-152 mm)

**NOTE:**  
In Channel Applications without Continuous Envirolok Vegetated Swale, Embed the Units into the Channel Base 6" (152 mm) to Protect the Base from Undermining

This is a typical, non-site specific design. Envirolok LLC makes these documents available on an "as is" basis. All CAD (.dwg) and PDF (.pdf) files were created as a service to our customers. Final determination of the suitability of any information or material for the use contemplated, and its manner of use, is the sole responsibility of the user. A final project specific design should be prepared by a qualified, licensed, professional engineer. THIS DRAWING IS NOT FOR CONSTRUCTION. Copyright 2013, Envirolok LLC

PROJECT  
**ENVIROLOK INSTALLATION  
VEGETATED SWALE**

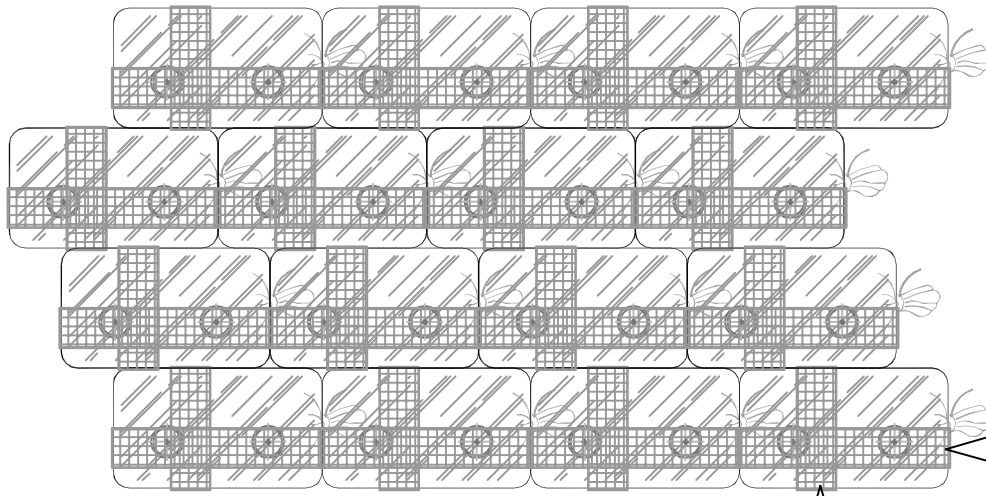
DATE: JANUARY 2013      SCALE: 1/2" = 1'-0"

SHEET  
SHEET 21



10101 N. Casey Road      Evansville, WI 53536  
www.envirolok.com      ecosolutions@envirolok.com  
P. 608.223.3571      F. 608.884.4640

| REVISIONS |
|-----------|
|           |
|           |
|           |



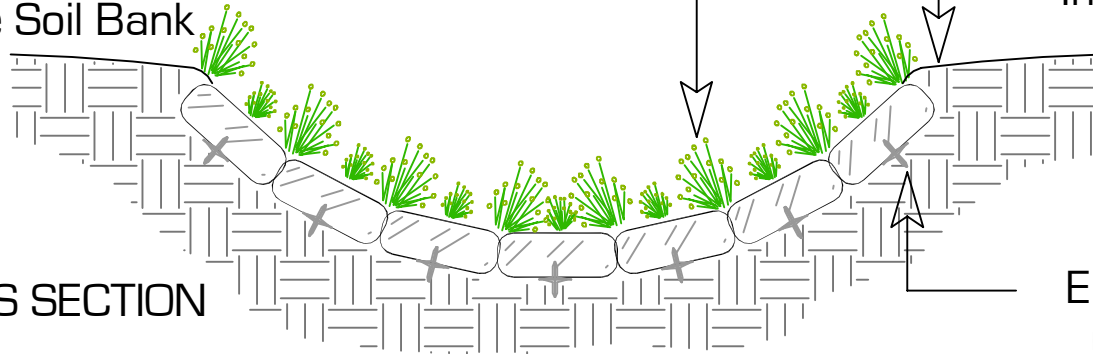
PLAN VIEW

**NOTE:**  
 In Channel Applications without Continuous Envirolok Vegetated Swale, Embed the Units into the Channel Base 6" (152 mm) to Protect the Base from Undermining.

Cinch & Twine  
 in Both Directions

Live Plant Material  
 Planted Between Courses  
 Native Soil Bank

Cover Coping w/ Soil and Plant  
 Include Erosion Control Measures



CROSS SECTION

In-Situ Soil

Envirolok Connector Pin  
 (two each per unit)

This is a typical, non-site specific design. Envirolok LLC makes these documents available on an "as is" basis. All CAD (.dwg) and PDF (.pdf) files were created as a service to our customers. Final determination of the suitability of any information or material for the use contemplated, and its manner of use, is the sole responsibility of the user. A final project specific design should be prepared by a qualified, licensed, professional engineer. THIS DRAWING IS NOT FOR CONSTRUCTION. Copyright 2013, Envirolok LLC

PROJECT  
**ENVIROLOK INSTALLATION  
 VEGETATED SWALE**

DATE  
 JANUARY 2013

SCALE  
 1/2" = 1' - 0"

SHEET  
 SHEET 22B

**Envirolok**<sup>TM</sup>  
 Vegetated Environmental Solutions

10101 N. Casey Road  
 www.envirolok.com  
 P. 608.223.3571

Evansville, WI 53536  
 ecosolutions@envirolok.com  
 F. 608.884.4640

REVISIONS