

**NOTE:**

- Use Only in Applications Where Structure Height Will Not Exceed 4'-0" (1.2 meters).
- Alternate Tie-Back Units Every Other Bag by Setting bags Perpendicular to Wall Face.
- Tie-Back Rows Shall be Alternated Every Other Row.
- See Sheet GN1-21 and Project Specifications for Additional Details & Installation Instructions

This is a typical, non-site specific design. Envirolok LLC makes these documents available on an "as is" basis. All CAD (.dwg) and PDF (.pdf) files were created as a service to our customers. Final determination of the suitability of any information or material for the use contemplated, and its manner of use, is the sole responsibility of the user. A final project specific design should be prepared by a qualified, licensed, professional engineer. THIS DRAWING IS NOT FOR CONSTRUCTION. Copyright 2020, Envirolok LLC

TITLE <b>TIE-BACK DETAIL 1 of 2</b>	
DATE MARCH 2021	SCALE 1/2" = 1' - 0"
SHEET SHEET RD1-21	

10101 N. Casey Road  
Evansville, WI 53536  
(P) 608.226.2565

www.envirolok.com  
ecosolutions@envirolok.com  
(F) 608.884.4640

REVISIONS

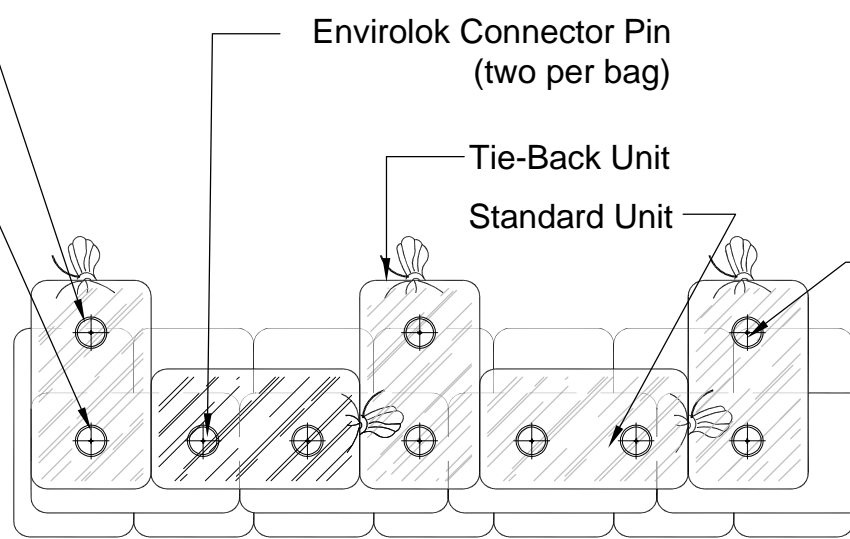
Set Inward Connector Pin in Compacted Backfill for Tie-Back Bags

Center Connector Pin in Surface Contact Area of Bag Below for Tie-Back Bags

Envirolok Connector Pin (two per bag)

Tie-Back Unit  
Standard Unit

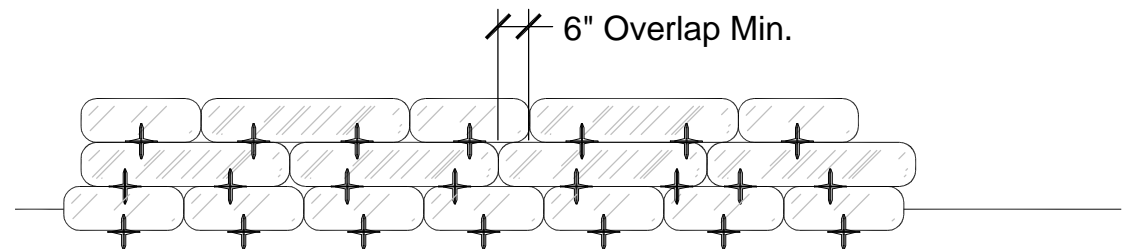
Set Tie-Back Back Bags w/ Snorkel Facing Inward



**NOTE:**

- Use Only in Applications Where Structure Height Will Not Exceed 4'-0" (1.2 meters).
- Alternate Tie-Back Units Every Other Bag by Setting bags Perpendicular to Wall Face.
- Tie-Back Rows Shall be Alternated Every Other Row.
- See Sheet GN1-21 and Project Specifications for Additional Details & Installation Instructions

**PLAN VIEW**



**ELEVATION**

This is a typical, non-site specific design. Envirolok LLC makes these documents available on an "as is" basis. All CAD (.dwg) and PDF (.pdf) files were created as a service to our customers. Final determination of the suitability of any information or material for the use contemplated, and its manner of use, is the sole responsibility of the user. A final project specific design should be prepared by a qualified, licensed, professional engineer. THIS DRAWING IS NOT FOR CONSTRUCTION. Copyright 2020, Envirolok LLC

TITLE  
**TIE-BACK  
DETAIL 2 of 2**

DATE  
MARCH 2021

SCALE  
1/2" = 1' - 0"

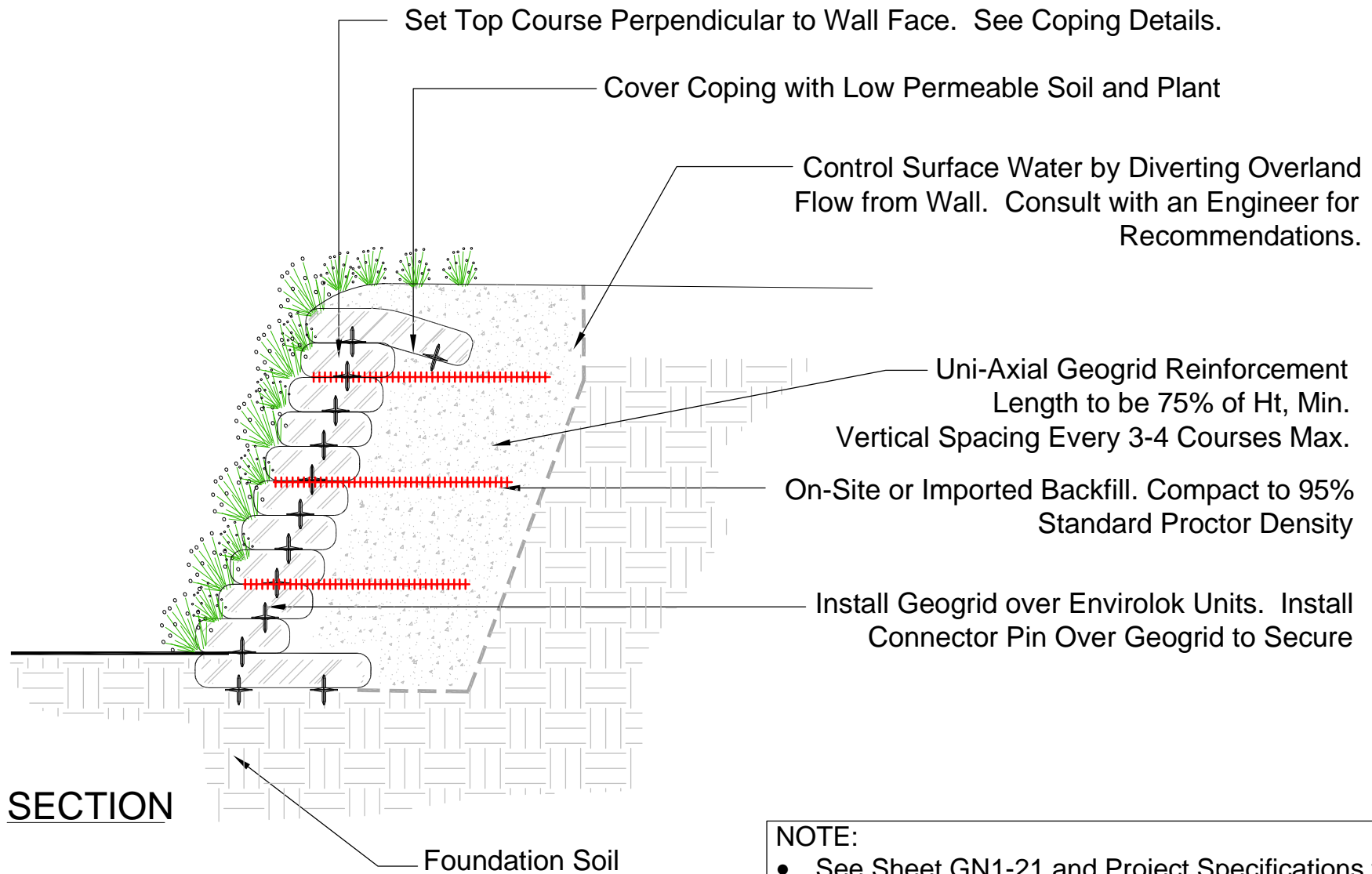
SHEET  
SHEET RD2-21

**Envirolok**™  
DESIGNED FOR NATURE...ENGINEERED FOR LIFE.

10101 N. Casey Road  
Evansville, WI 53536  
(P) 608.226.2565

www.envirolok.com  
ecosolutions@envirolok.com  
(F) 608.884.4640

REVISIONS



**NOTE:**

- See Sheet GN1-21 and Project Specifications for Additional Details & Installation Instructions

This is a typical, non-site specific design. Envirolok LLC makes these documents available on an "as is" basis. All CAD (.dwg) and PDF (.pdf) files were created as a service to our customers. Final determination of the suitability of any information or material for the use contemplated, and its manner of use, is the sole responsibility of the user. A final project specific design should be prepared by a qualified, licensed, professional engineer. THIS DRAWING IS NOT FOR CONSTRUCTION. Copyright 2020, Envirolok LLC

TITLE  
**GEOGRID LAYERING  
REINFORCEMENT 1 OF 2**

DATE  
MARCH 2021

SCALE  
1/2" = 1' - 0"

SHEET  
SHEET RD3-21

**Envirolok**<sup>TM</sup>  
DESIGNED FOR NATURE...ENGINEERED FOR LIFE.

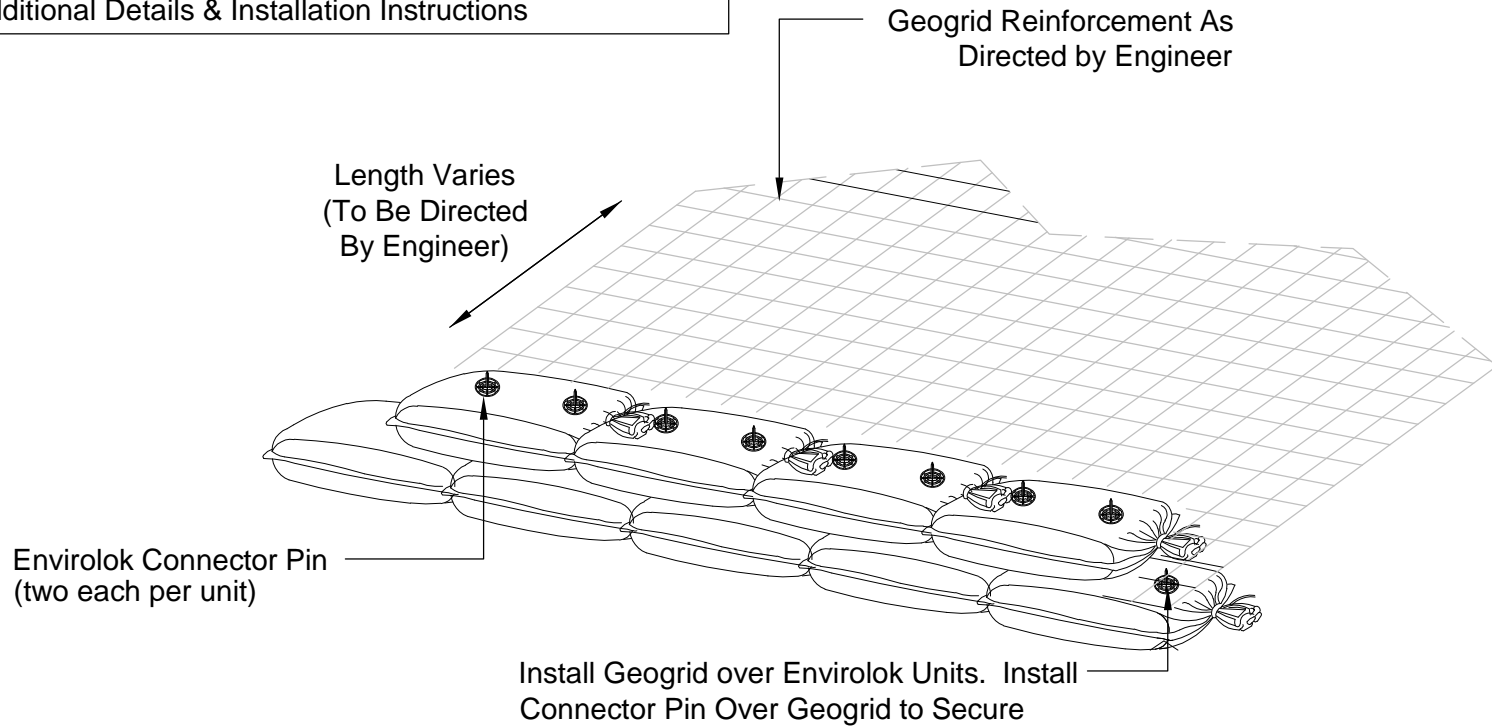
10101 N. Casey Road  
Evansville, WI 53536  
(P) 608.226.2565

www.envirolok.com  
ecosolutions@envirolok.com  
(F) 608.884.4640

REVISIONS

**NOTE:**

- Follow Geogrid Manufacturer's Installation Specifications
- Length, Vertical Spacing and Geogrid Type to be Directed by Engineer or Project Designer
- See Sheet GN1-21 and Project Specifications for Additional Details & Installation Instructions



This is a typical, non-site specific design. Envirolok LLC makes these documents available on an "as is" basis. All CAD (.dwg) and PDF (.pdf) files were created as a service to our customers. Final determination of the suitability of any information or material for the use contemplated, and its manner of use, is the sole responsibility of the user. A final project specific design should be prepared by a qualified, licensed, professional engineer. THIS DRAWING IS NOT FOR CONSTRUCTION. Copyright 2020, Envirolok LLC

TITLE  
**GEOGRID LAYER  
 REINFORCEMENT 2 OF 2**

DATE  
 MARCH 2021

SCALE  
 NTS

SHEET  
 SHEET RD4-21



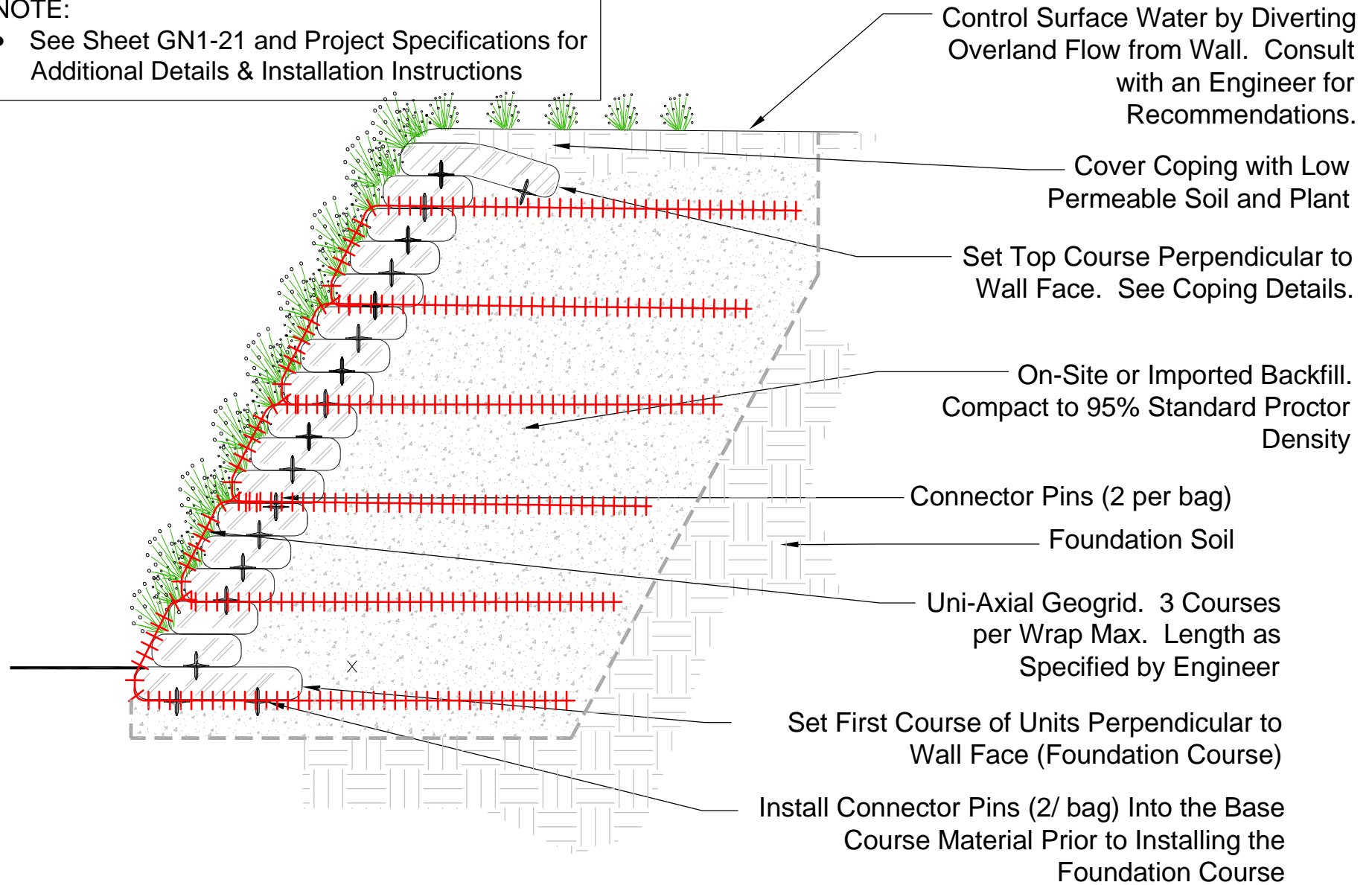
10101 N. Casey Road  
 Evansville, WI 53536  
 (P) 608.226.2565

www.envirolok.com  
 ecosolutions@envirolok.com  
 (F) 608.884.4640

REVISIONS


**NOTE:**

- See Sheet GN1-21 and Project Specifications for Additional Details & Installation Instructions



This is a typical, non-site specific design. Envirolok LLC makes these documents available on an "as is" basis. All CAD (.dwg) and PDF (.pdf) files were created as a service to our customers. Final determination of the suitability of any information or material for the use contemplated, and its manner of use, is the sole responsibility of the user. A final project specific design should be prepared by a qualified, licensed, professional engineer. THIS DRAWING IS NOT FOR CONSTRUCTION. Copyright 2020, Envirolok LLC

TITLE  
**GEOGRID WRAP REINFORCEMENT**

DATE  
MARCH 2021

SCALE  
1/2" = 1' - 0"

SHEET  
SHEET RD5-21



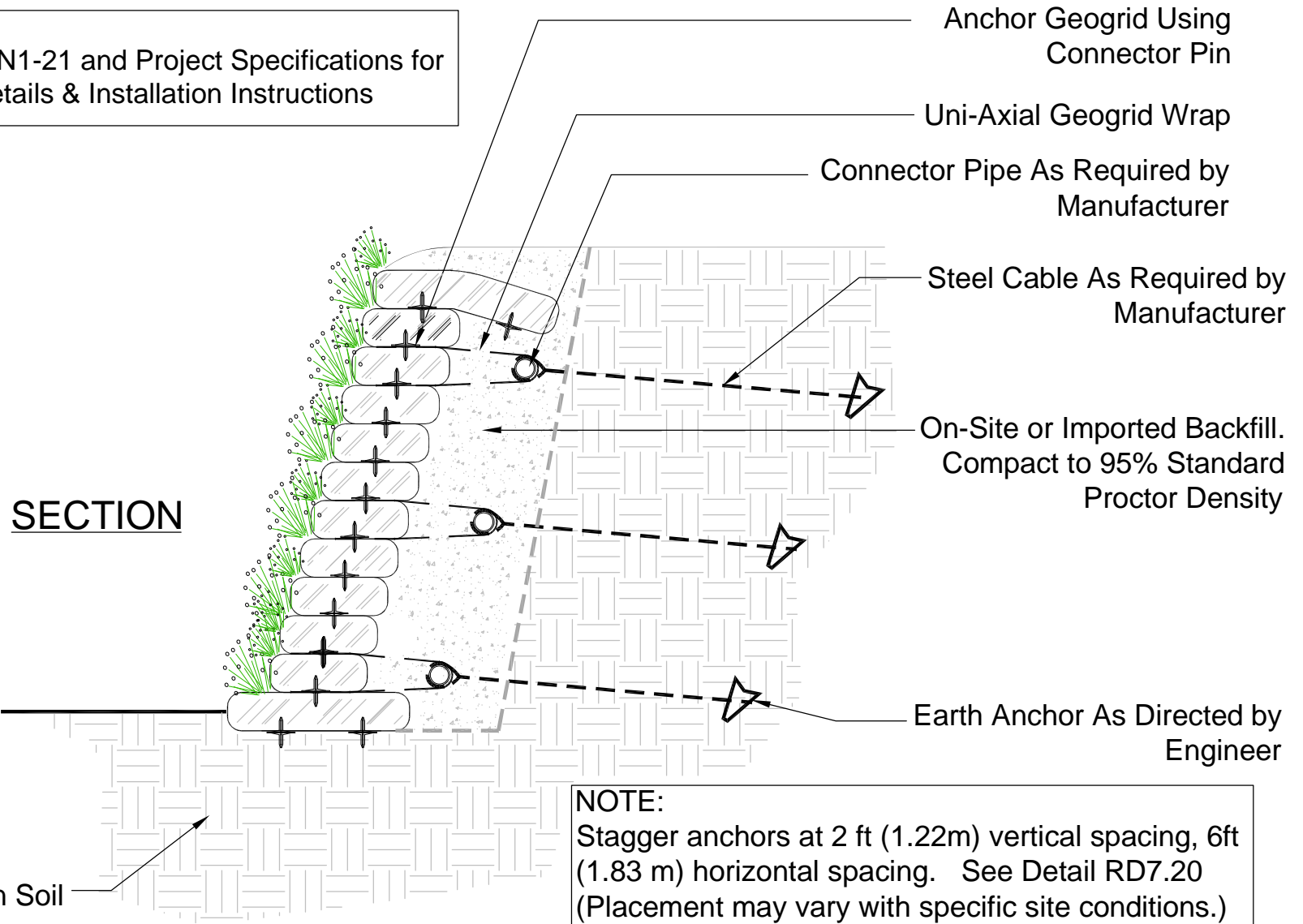
10101 N. Casey Road  
Evansville, WI 53536  
(P) 608.226.2565

www.envirolok.com  
ecosolutions@envirolok.com  
(F) 608.884.4640

REVISIONS

**NOTE:**

- See Sheet GN1-21 and Project Specifications for Additional Details & Installation Instructions



**NOTE:**  
 Stagger anchors at 2 ft (1.22m) vertical spacing, 6ft (1.83 m) horizontal spacing. See Detail RD7.20 (Placement may vary with specific site conditions.)

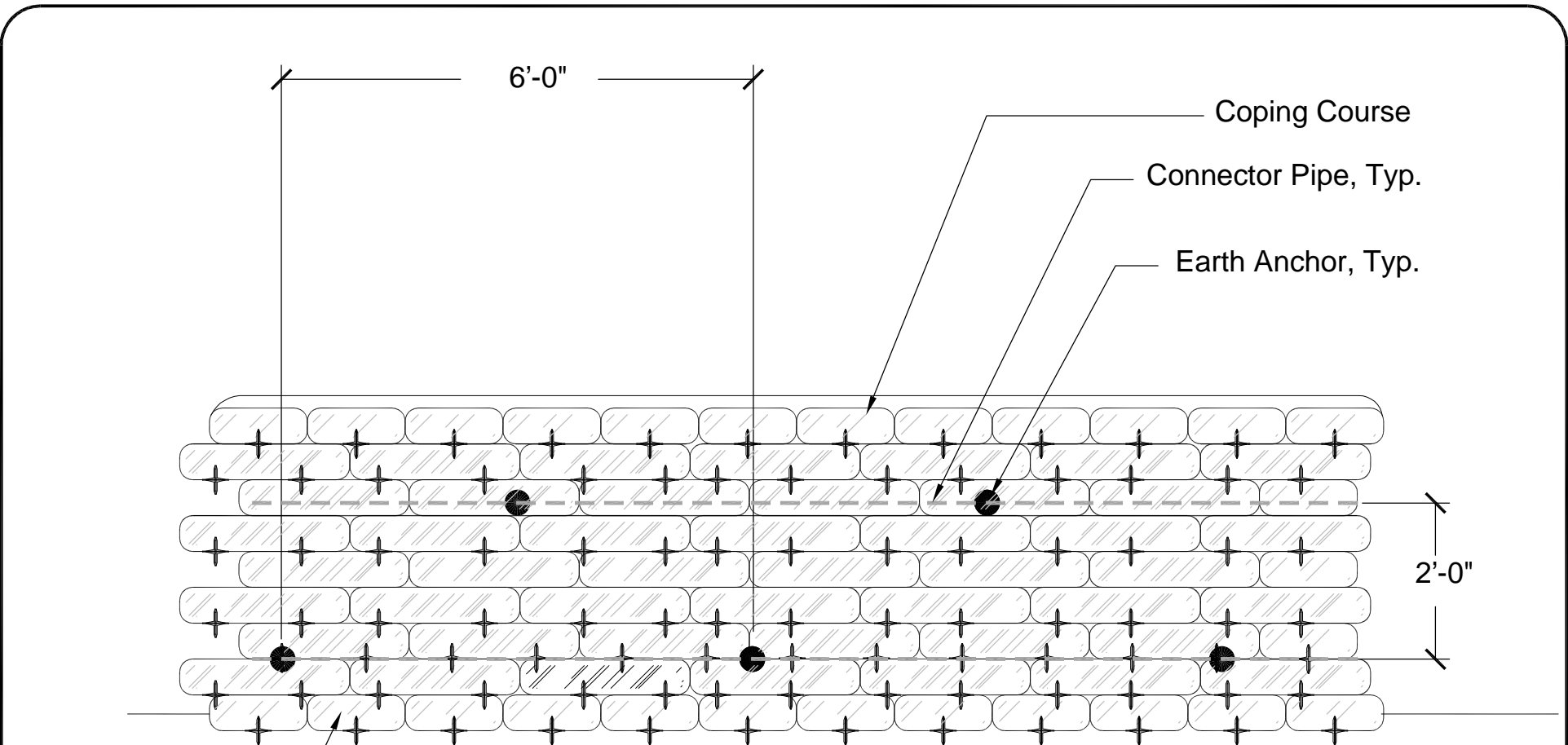
This is a typical, non-site specific design. Envirolok LLC makes these documents available on an "as is" basis. All CAD (.dwg) and PDF (.pdf) files were created as a service to our customers. Final determination of the suitability of any information or material for the use contemplated, and its manner of use, is the sole responsibility of the user. A final project specific design should be prepared by a qualified, licensed, professional engineer. THIS DRAWING IS NOT FOR CONSTRUCTION. Copyright 2020, Envirolok LLC

TITLE <b>EARTH ANCHOR REINFORCEMENT 1 OF 2</b>	
DATE MARCH 2021	SCALE 1/2" = 1' - 0"
SHEET SHEET RD6-21	

10101 N. Casey Road  
 Evansville, WI 53536  
 (P) 608.226.2565

www.envirolok.com  
 ecosolutions@envirolok.com  
 (F) 608.884.4640

REVISIONS



**ELEVATION - ANCHOR PATTERN**

**NOTE:**

- See Sheet GN1-21 and Project Specifications for Additional Details & Installation Instructions

This is a typical, non-site specific design. Envirolok LLC makes these documents available on an "as is" basis. All CAD (.dwg) and PDF (.pdf) files were created as a service to our customers. Final determination of the suitability of any information or material for the use contemplated, and its manner of use, is the sole responsibility of the user. A final project specific design should be prepared by a qualified, licensed, professional engineer. THIS DRAWING IS NOT FOR CONSTRUCTION. Copyright 2020, Envirolok LLC

TITLE  
**EARTH ANCHOR REINFORCEMENT 2 OF 2**

DATE  
 MARCH 2021

SCALE  
 1/2" = 1' - 0"

SHEET  
 SHEET RD7-21

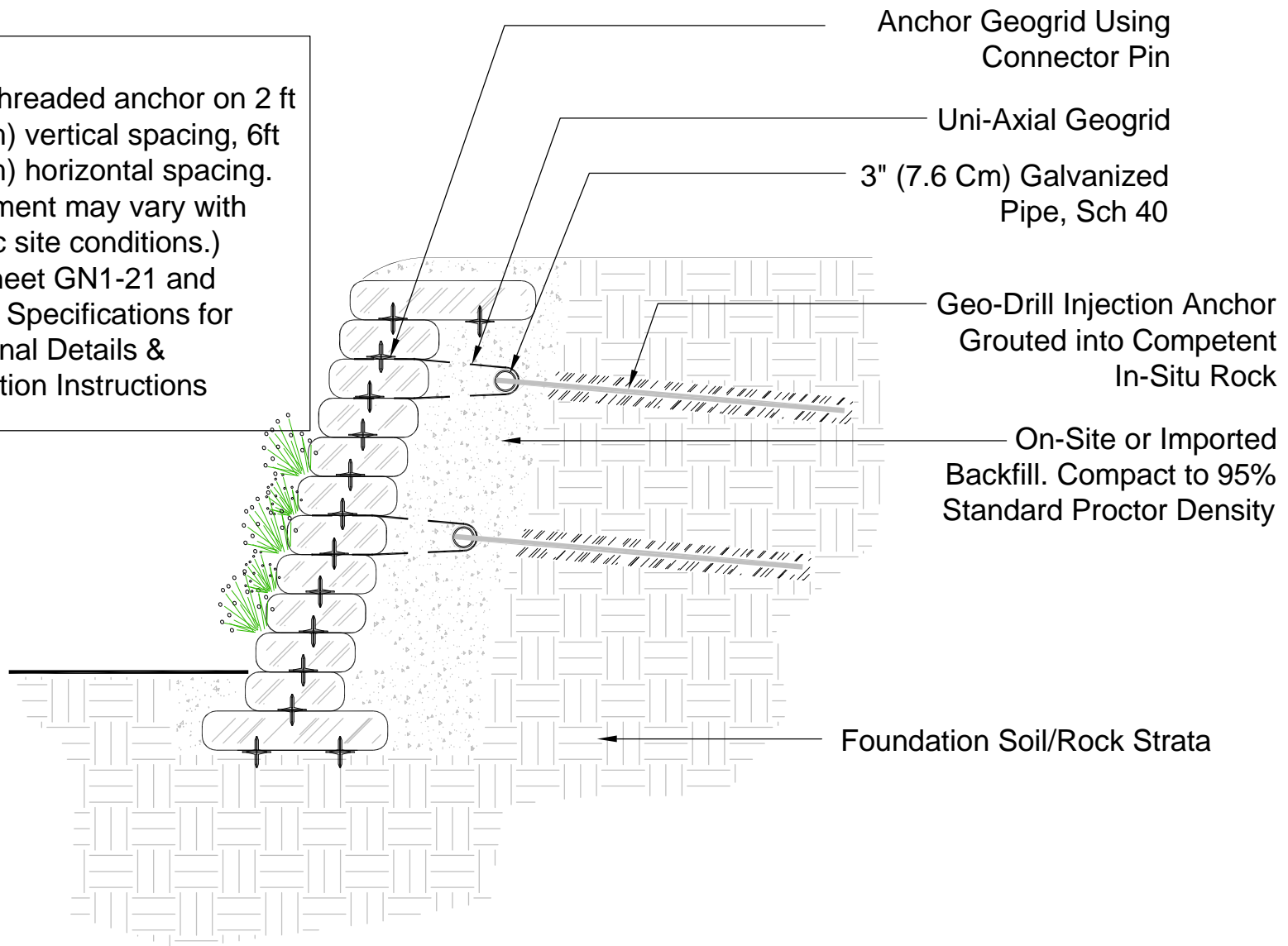


10101 N. Casey Road  
 Evansville, WI 53536  
 (P) 608.226.2565

REVISIONS

**NOTE:**

- Place threaded anchor on 2 ft (1.22 m) vertical spacing, 6ft (1.83 m) horizontal spacing. (Placement may vary with specific site conditions.)
- See Sheet GN1-21 and Project Specifications for Additional Details & Installation Instructions



This is a typical, non-site specific design. Envirolok LLC makes these documents available on an "as is" basis. All CAD (.dwg) and PDF (.pdf) files were created as a service to our customers. Final determination of the suitability of any information or material for the use contemplated, and its manner of use, is the sole responsibility of the user. A final project specific design should be prepared by a qualified, licensed, professional engineer. THIS DRAWING IS NOT FOR CONSTRUCTION. Copyright 2020, Envirolok LLC

TITLE  
**ROCK ANCHOR REINFORCEMENT**

DATE  
MARCH 2021

SCALE  
1/2" = 1' - 0"

SHEET  
SHEET RD8-21



10101 N. Casey Road  
Evansville, WI 53536  
(P) 608.226.2565

www.envirolok.com  
ecosolutions@envirolok.com  
(F) 608.884.4640

REVISIONS