

ALTERNATIVE:
 For Larger or Higher Flow Stream /
 Stormwater Channels, Additional
 Reinforcement Such as a Greenfix G55-PE
 Geogrid Wrap w/ Anchoring may be
 Recommended As Shown

NOTE:

- See Sheet GN1-21 and Project Specifications for Additional Details & Installation Instructions

This is a typical, non-site specific design. Envirolok LLC makes these documents available on an "as is" basis. All CAD (.dwg) and PDF (.pdf) files were created as a service to our customers. Final determination of the suitability of any information or material for the use contemplated, and its manner of use, is the sole responsibility of the user. A final project specific design should be prepared by a qualified, licensed, professional engineer. THIS DRAWING IS NOT FOR CONSTRUCTION. Copyright 2020, Envirolok LLC

TITLE
**STORMWATER / STREAM
 CHANNEL DETAIL**

DATE
 MARCH 2021

SCALE
 1/2" = 1' - 0"

SHEET
 SHEET LF1-21



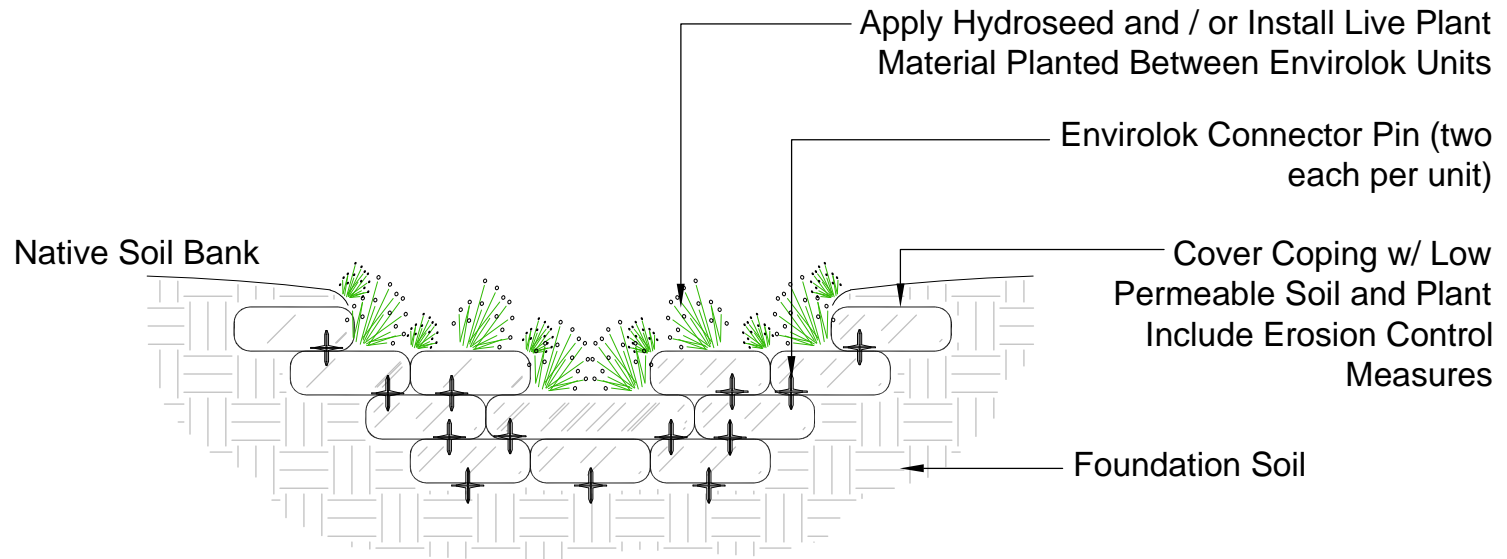
10101 N. Casey Road
 Evansville, WI 53536
 (P) 608.226.2565

www.envirolok.com
 ecosolutions@envirolok.com
 (F) 608.884.4640

REVISIONS

NOTE:

- See Sheet GN1-21 and Project Specifications for Additional Details & Installation Instructions
- In Channel Applications without Continuous Envirolok Vegetated Swale, Embed the Check Dam into the Channel Base 6" to Protect the Base from Undermining.



Vegetated Weir In Envirolok Channel

This is a typical, non-site specific design. Envirolok LLC makes these documents available on an "as is" basis. All CAD (.dwg) and PDF (.pdf) files were created as a service to our customers. Final determination of the suitability of any information or material for the use contemplated, and its manner of use, is the sole responsibility of the user. A final project specific design should be prepared by a qualified, licensed, professional engineer. THIS DRAWING IS NOT FOR CONSTRUCTION. Copyright 2020, Envirolok LLC

TITLE
STORMWATER / STREAM WEIR DETAIL

DATE
MARCH 2021

SCALE
1/2" = 1' - 0"

SHEET
SHEET LF2-21

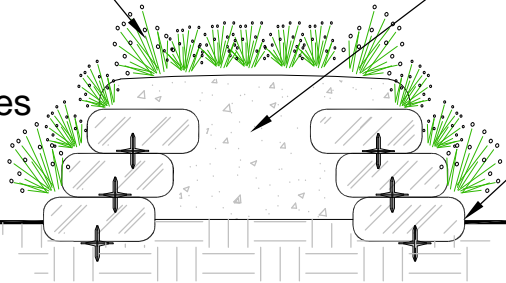
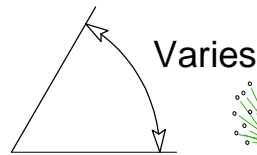


10101 N. Casey Road
Evansville, WI 53536
(P) 608.226.2565

www.envirolok.com
ecosolutions@envirolok.com
(F) 608.884.4640

REVISIONS

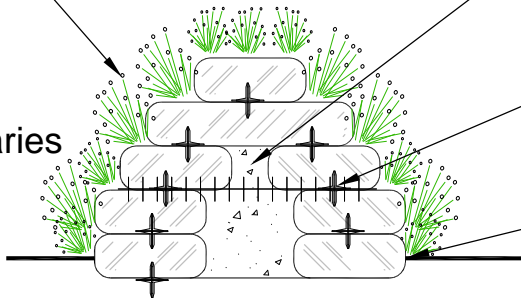
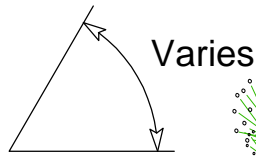
Apply Hydroseed and / or Install
Live Plant Material Planted
Between Envirolok Units



On-Site or Imported
Backfill. Compact to 95%
Standard Proctor Density

Embed 1/2 Unit Min.

Apply Hydroseed and / or Install
Live Plant Material Planted
Between Envirolok Units



On-Site or Imported
Backfill. Compact to 95%
Standard Proctor Density

Greenfix G55-PE Geogrid Layering
Every 3-4 Courses Min.

Embed 1/2 Unit Min.

** Place Bags in Overlapping
Brick Pattern.
Do Not Place Spikes in Joints
Between Bags

NOTE:

- See Sheet GN1-21 and Project Specifications for Additional Details & Installation Instructions

This is a typical, non-site specific design. Envirolok LLC makes these documents available on an "as is" basis. All CAD (.dwg) and PDF (.pdf) files were created as a service to our customers. Final determination of the suitability of any information or material for the use contemplated, and its manner of use, is the sole responsibility of the user. A final project specific design should be prepared by a qualified, licensed, professional engineer. THIS DRAWING IS NOT FOR CONSTRUCTION. Copyright 2020, Envirolok LLC

TITLE
**BERM DETAIL
1 OF 2**

DATE
MARCH 2021

SCALE
1/2" = 1' - 0"

SHEET
SHEET LF3-21

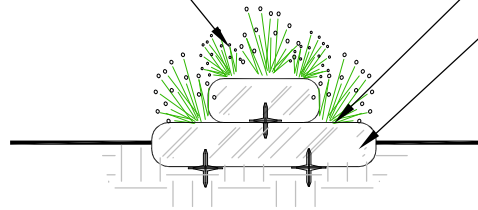
Envirolok™
DESIGNED FOR NATURE...ENGINEERED FOR LIFE.

10101 N. Casey Road
Evansville, WI 53536
(P) 608.226.2565

www.envirolok.com
ecosolutions@envirolok.com
(F) 608.884.4640

REVISIONS

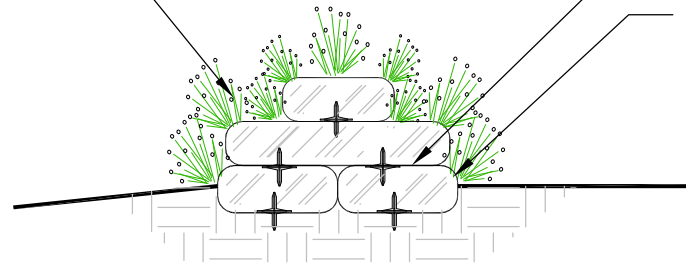
Apply Hydroseed and / or Install
Live Plant Material Planted
Between Envirolok Units



Foundation Course

Embed 1/2 Unit Min.

Apply Hydroseed and / or Install
Live Plant Material Planted
Between Envirolok Units



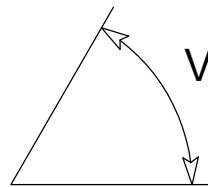
Foundation Course

Embed 1/2 Unit Min.

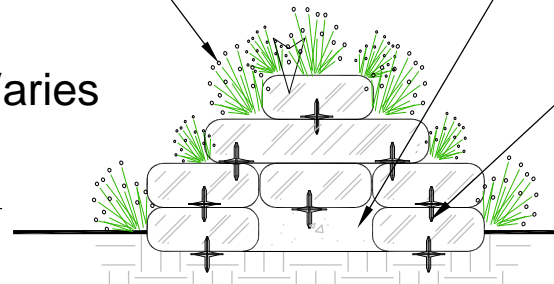
NOTE:

- See Sheet GN1-21 and Project Specifications for Additional Details & Installation Instructions

Apply Hydroseed and / or Install
Live Plant Material Planted
Between Envirolok Units



Varies



On-Site or Imported
Backfill. Compact to 95%
Standard Proctor Density

Embed 1/2 Unit Min.

**** Place Bags in Overlapping
Brick Pattern. Do Not Place
Spikes in Joints Between Bags**

This is a typical, non-site specific design. Envirolok LLC makes these documents available on an "as is" basis. All CAD (.dwg) and PDF (.pdf) files were created as a service to our customers. Final determination of the suitability of any information or material for the use contemplated, and its manner of use, is the sole responsibility of the user. A final project specific design should be prepared by a qualified, licensed, professional engineer. THIS DRAWING IS NOT FOR CONSTRUCTION. Copyright 2020, Envirolok LLC

TITLE
**BERM DETAIL
2 OF 2**

DATE
MARCH 2021

SCALE
1/2" = 1' - 0"

SHEET
SHEET LF4-21

Envirolok™
DESIGNED FOR NATURE...ENGINEERED FOR LIFE.

10101 N. Casey Road
Evansville, WI 53536
(P) 608.226.2565

www.envirolok.com
ecosolutions@envirolok.com
(F) 608.884.4640

REVISIONS