

NOTE:

- Use Only in Applications Where Structure Height Will Not Exceed 1.2 meters (4'-0").
- Alternate Tie-Back Units Every Other Bag by Setting bags Perpendicular to Wall Face.
- Tie-Back Rows Shall be Alternated Every Other Row.
- See Sheet GN1-21 and Project Specifications for Additional Details & Installation Instructions

This is a typical, non-site specific design. Envirolok LLC makes these documents available on an "as is" basis. All CAD (.dwg) and PDF (.pdf) files were created as a service to our customers. Final determination of the suitability of any information or material for the use contemplated, and its manner of use, is the sole responsibility of the user. A final project specific design should be prepared by a qualified, licensed, professional engineer. THIS DRAWING IS NOT FOR CONSTRUCTION. Copyright 2020, Envirolok LLC

TITLE TIE-BACK DETAIL 1 of 2	
DATE MARCH 2021	SCALE 1/2" = 1' - 0"
SHEET SHEET RD1-21	

10101 N. Casey Road
Evansville, WI 53536
(P) 608.226.2565

www.envirolok.com
ecosolutions@envirolok.com
(F) 608.884.4640

REVISIONS

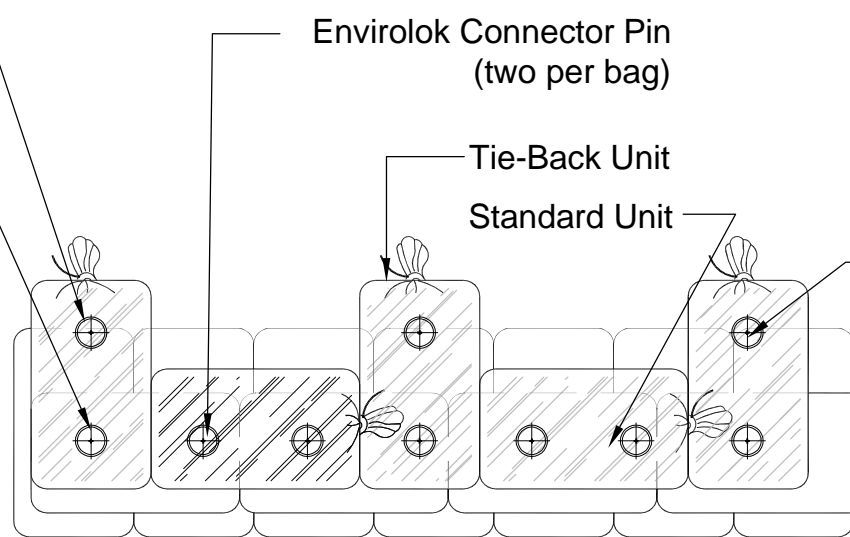
Set Inward Connector Pin in Compacted Backfill for Tie-Back Bags

Center Connector Pin in Surface Contact Area of Bag Below for Tie-Back Bags

Envirolok Connector Pin (two per bag)

Tie-Back Unit
Standard Unit

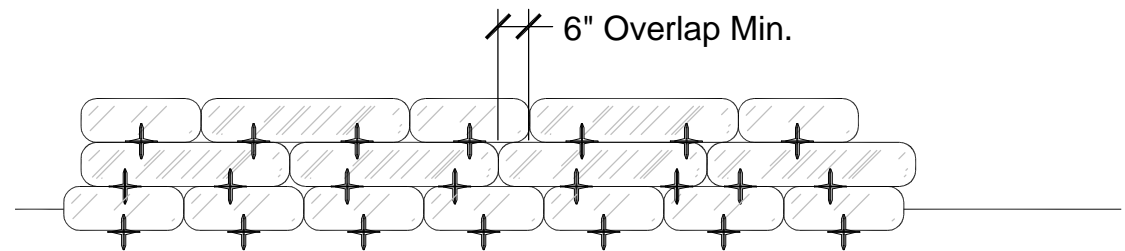
Set Tie-Back Back Bags w/ Snorkel Facing Inward



NOTE:

- Use Only in Applications Where Structure Height Will Not Exceed 1.2 meters (4'-0").
- Alternate Tie-Back Units Every Other Bag by Setting bags Perpendicular to Wall Face.
- Tie-Back Rows Shall be Alternated Every Other Row.
- See Sheet GN1-21 and Project Specifications for Additional Details & Installation Instructions

PLAN VIEW



ELEVATION

This is a typical, non-site specific design. Envirolok LLC makes these documents available on an "as is" basis. All CAD (.dwg) and PDF (.pdf) files were created as a service to our customers. Final determination of the suitability of any information or material for the use contemplated, and its manner of use, is the sole responsibility of the user. A final project specific design should be prepared by a qualified, licensed, professional engineer. THIS DRAWING IS NOT FOR CONSTRUCTION. Copyright 2020, Envirolok LLC

TITLE
**TIE-BACK
DETAIL 2 of 2**

DATE
MARCH 2021

SCALE
1/2" = 1' - 0"

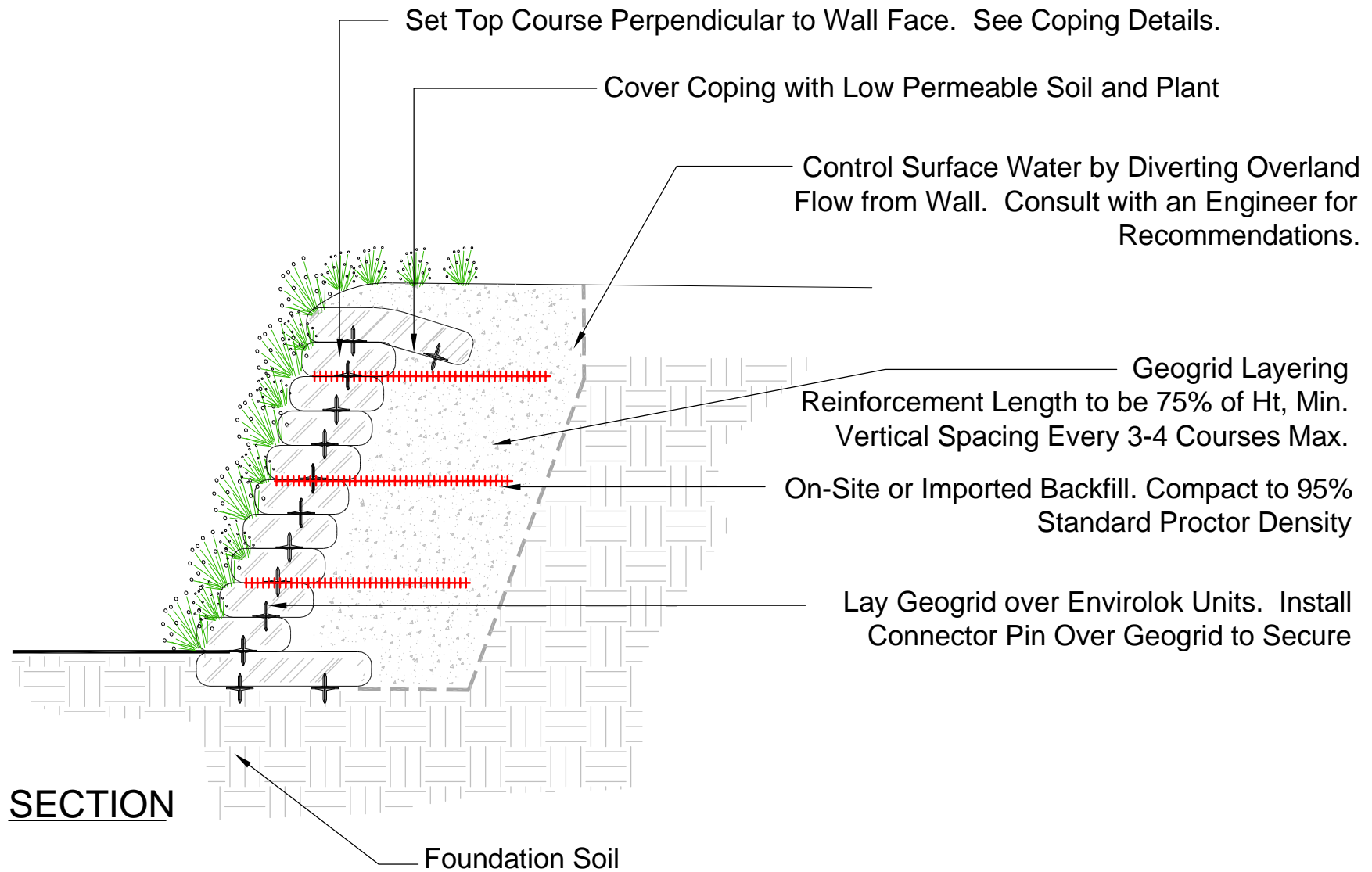
SHEET
SHEET RD2-21

Envirolok™
DESIGNED FOR NATURE...ENGINEERED FOR LIFE.

10101 N. Casey Road
Evansville, WI 53536
(P) 608.226.2565

www.envirolok.com
ecosolutions@envirolok.com
(F) 608.884.4640

REVISIONS



This is a typical, non-site specific design. Envirolok LLC makes these documents available on an "as is" basis. All CAD (.dwg) and PDF (.pdf) files were created as a service to our customers. Final determination of the suitability of any information or material for the use contemplated, and its manner of use, is the sole responsibility of the user. A final project specific design should be prepared by a qualified, licensed, professional engineer. THIS DRAWING IS NOT FOR CONSTRUCTION. Copyright 2020, Envirolok LLC

TITLE
**GEOGRID LAYERING
REINFORCEMENT 1 OF 2**

DATE
MARCH 2021

SCALE
1/2" = 1' - 0"

SHEET
SHEET RD3-21



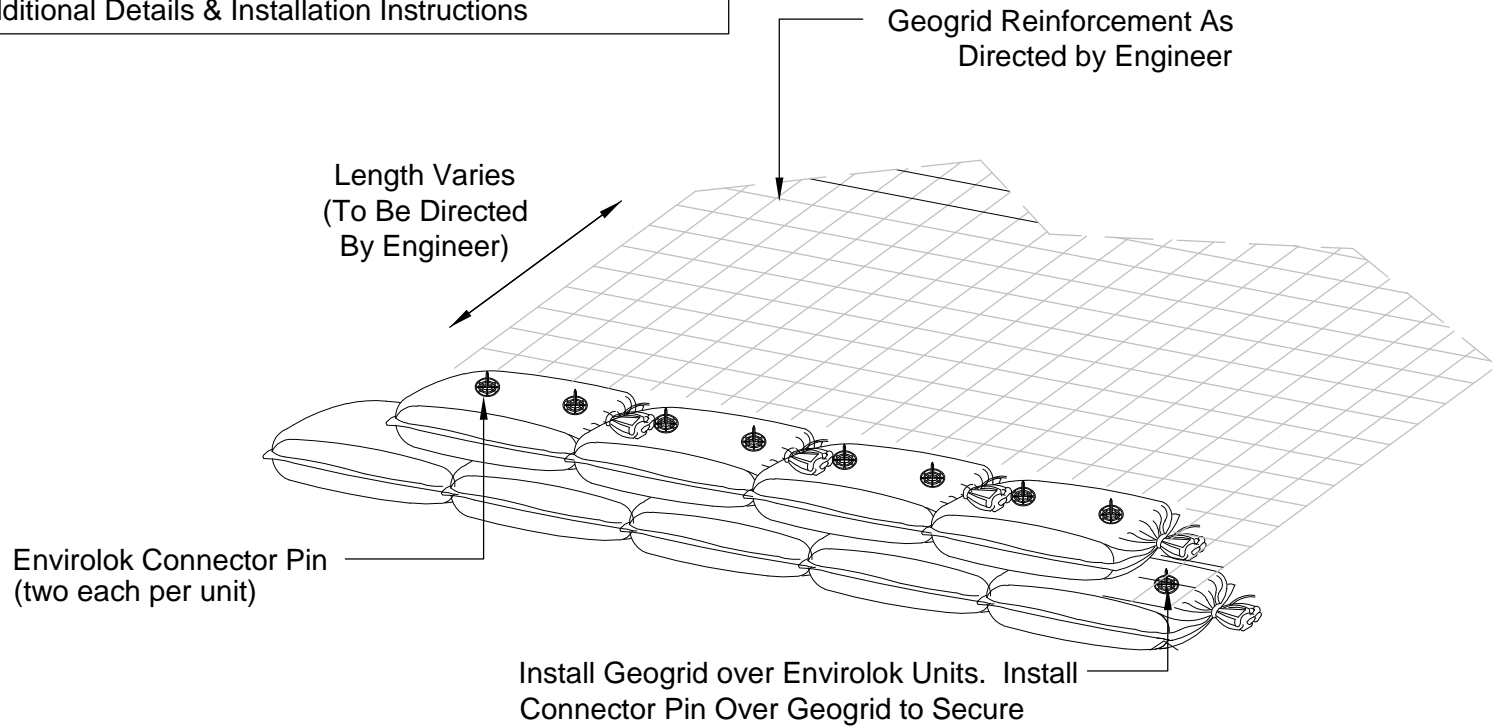
10101 N. Casey Road
Evansville, WI 53536
(P) 608.226.2565

www.envirolok.com
ecosolutions@envirolok.com
(F) 608.884.4640

REVISIONS

NOTE:

- Follow Geogrid Manufacturer's Installation Specifications
- Length, Vertical Spacing and Geogrid Type to be Directed by Engineer or Project Designer
- See Sheet GN1-21 and Project Specifications for Additional Details & Installation Instructions



This is a typical, non-site specific design. Envirolok LLC makes these documents available on an "as is" basis. All CAD (.dwg) and PDF (.pdf) files were created as a service to our customers. Final determination of the suitability of any information or material for the use contemplated, and its manner of use, is the sole responsibility of the user. A final project specific design should be prepared by a qualified, licensed, professional engineer. THIS DRAWING IS NOT FOR CONSTRUCTION. Copyright 2020, Envirolok LLC

TITLE
**GEOGRID LAYER
 REINFORCEMENT 2 OF 2**

DATE
 MARCH 2021

SCALE
 NTS

SHEET
 SHEET RD4-21



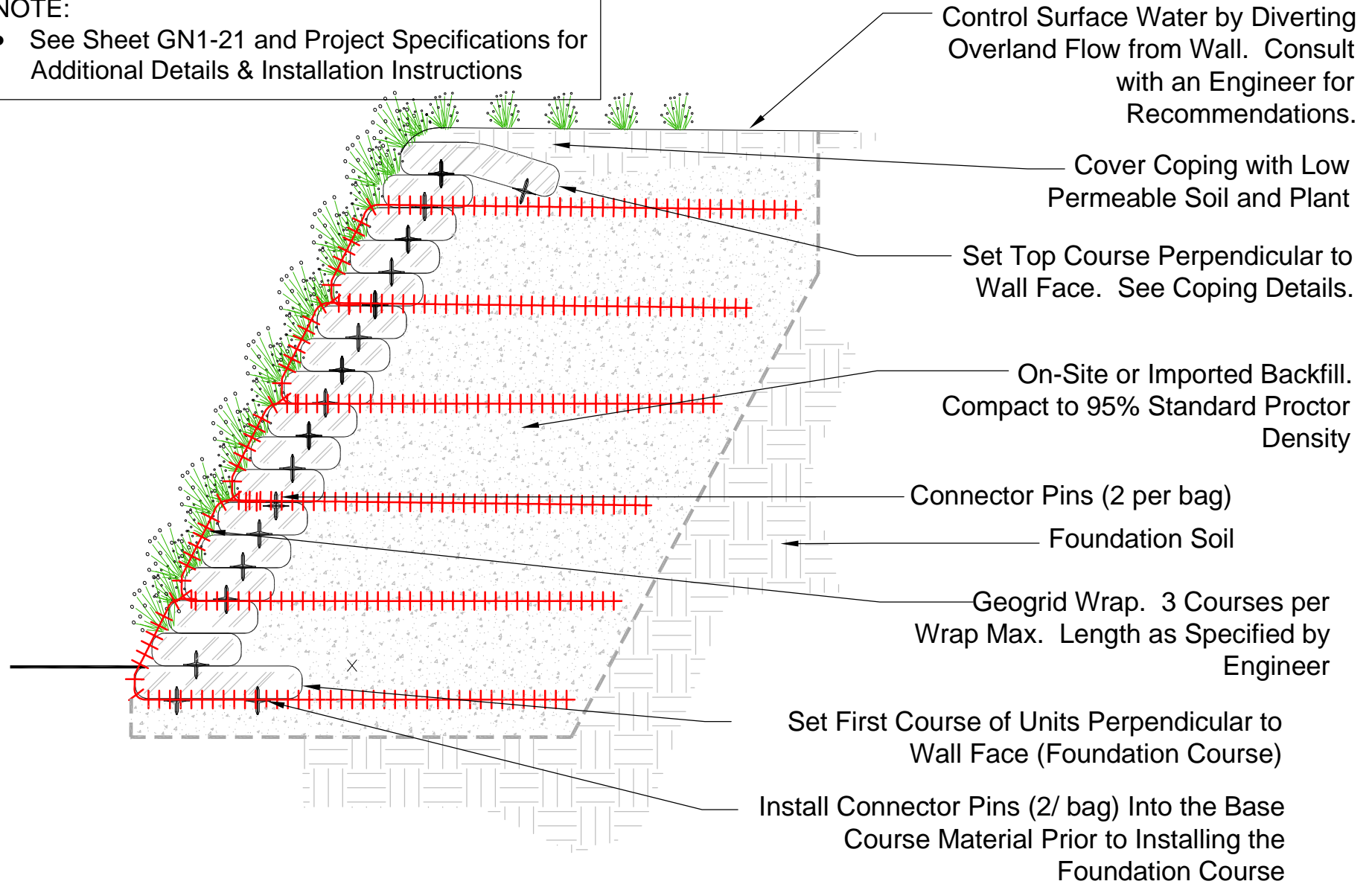
10101 N. Casey Road
 Evansville, WI 53536
 (P) 608.226.2565

www.envirolok.com
 ecosolutions@envirolok.com
 (F) 608.884.4640

REVISIONS

NOTE:

- See Sheet GN1-21 and Project Specifications for Additional Details & Installation Instructions



This is a typical, non-site specific design. Envirolok LLC makes these documents available on an "as is" basis. All CAD (.dwg) and PDF (.pdf) files were created as a service to our customers. Final determination of the suitability of any information or material for the use contemplated, and its manner of use, is the sole responsibility of the user. A final project specific design should be prepared by a qualified, licensed, professional engineer. THIS DRAWING IS NOT FOR CONSTRUCTION. Copyright 2020, Envirolok LLC

TITLE
GEOGRID WRAP REINFORCEMENT

DATE
MARCH 2021

SCALE
1/2" = 1' - 0"

SHEET
SHEET RD5-21



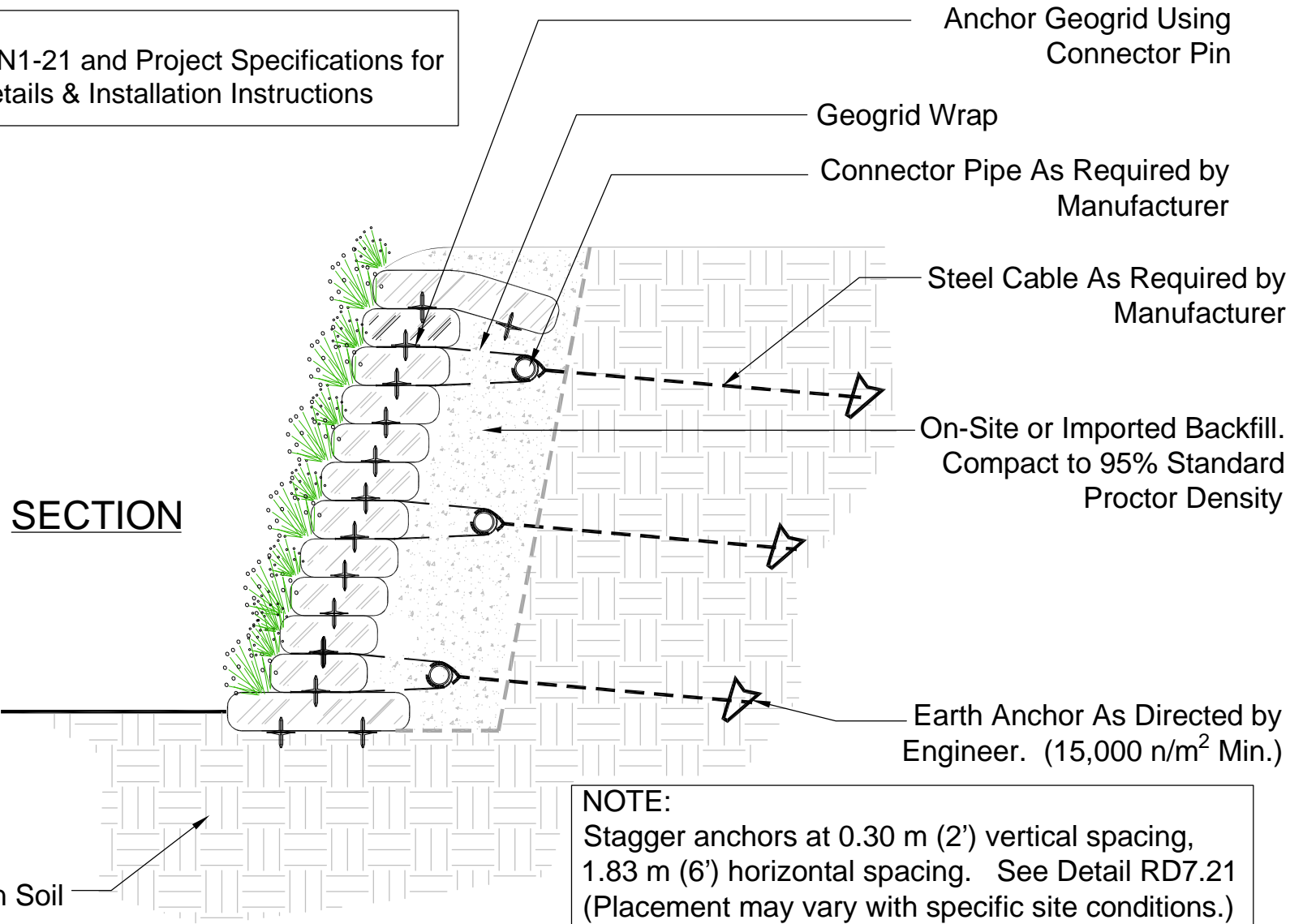
10101 N. Casey Road
Evansville, WI 53536
(P) 608.226.2565

www.envirolok.com
ecosolutions@envirolok.com
(F) 608.884.4640

REVISIONS

NOTE:

- See Sheet GN1-21 and Project Specifications for Additional Details & Installation Instructions



NOTE:
 Stagger anchors at 0.30 m (2') vertical spacing,
 1.83 m (6') horizontal spacing. See Detail RD7.21
 (Placement may vary with specific site conditions.)

This is a typical, non-site specific design. Envirolok LLC makes these documents available on an "as is" basis. All CAD (.dwg) and PDF (.pdf) files were created as a service to our customers. Final determination of the suitability of any information or material for the use contemplated, and its manner of use, is the sole responsibility of the user. A final project specific design should be prepared by a qualified, licensed, professional engineer. THIS DRAWING IS NOT FOR CONSTRUCTION. Copyright 2020, Envirolok LLC

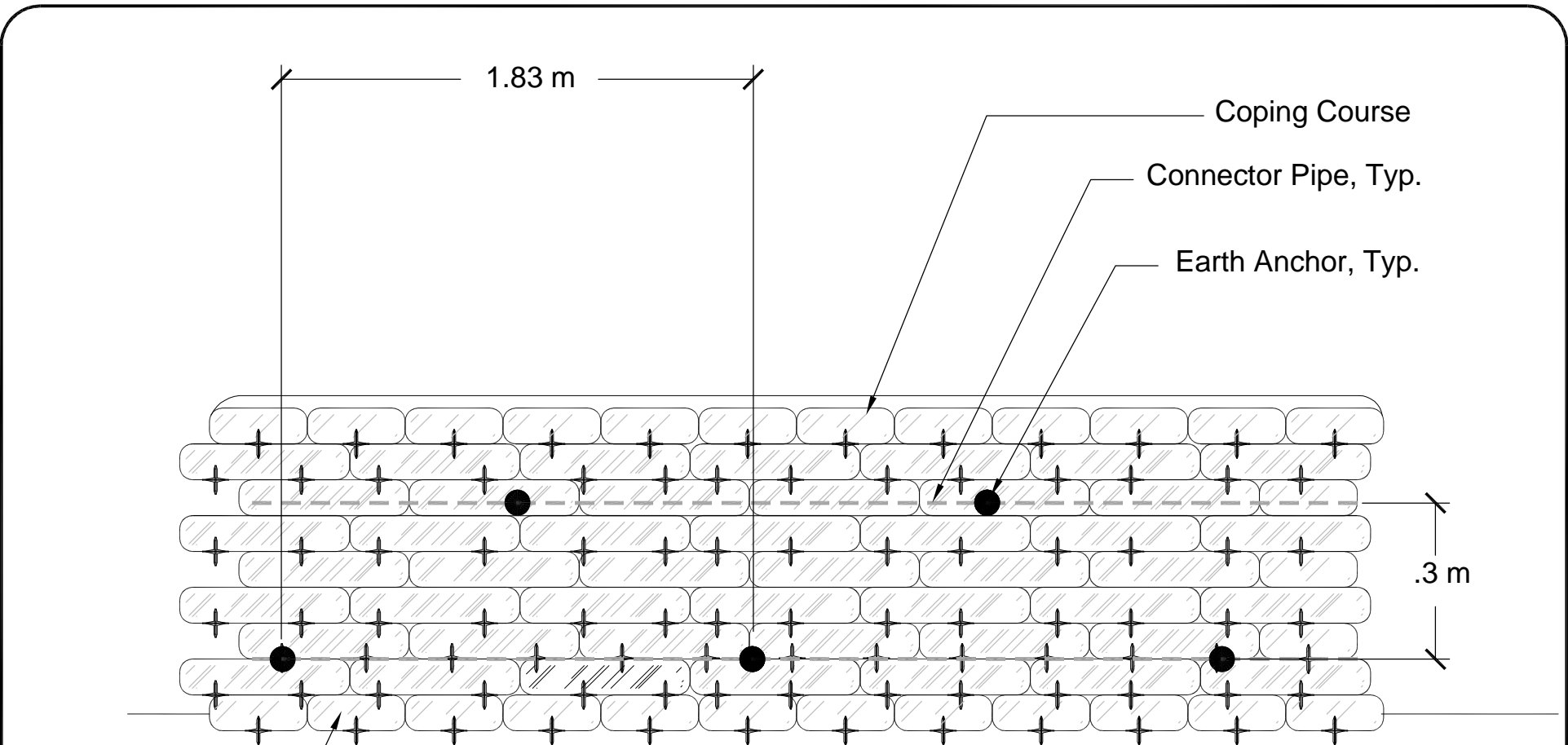
TITLE EARTH ANCHOR REINFORCEMENT 1 OF 2	
DATE MARCH 2021	SCALE 1/2" = 1' - 0"
SHEET SHEET RD6-21	

Envirolok™
 DESIGNED FOR NATURE...ENGINEERED FOR LIFE.

10101 N. Casey Road
 Evansville, WI 53536
 (P) 608.226.2565

www.envirolok.com
 ecosolutions@envirolok.com
 (F) 608.884.4640

REVISIONS



ELEVATION - ANCHOR PATTERN

NOTE:

- See Sheet GN1-21 and Project Specifications for Additional Details & Installation Instructions

This is a typical, non-site specific design. Envirolok LLC makes these documents available on an "as is" basis. All CAD (.dwg) and PDF (.pdf) files were created as a service to our customers. Final determination of the suitability of any information or material for the use contemplated, and its manner of use, is the sole responsibility of the user. A final project specific design should be prepared by a qualified, licensed, professional engineer. THIS DRAWING IS NOT FOR CONSTRUCTION. Copyright 2020, Envirolok LLC

TITLE
EARTH ANCHOR REINFORCEMENT 2 OF 2

DATE
 MARCH 2021

SCALE
 1/2" = 1' - 0"

SHEET
 SHEET RD7-21

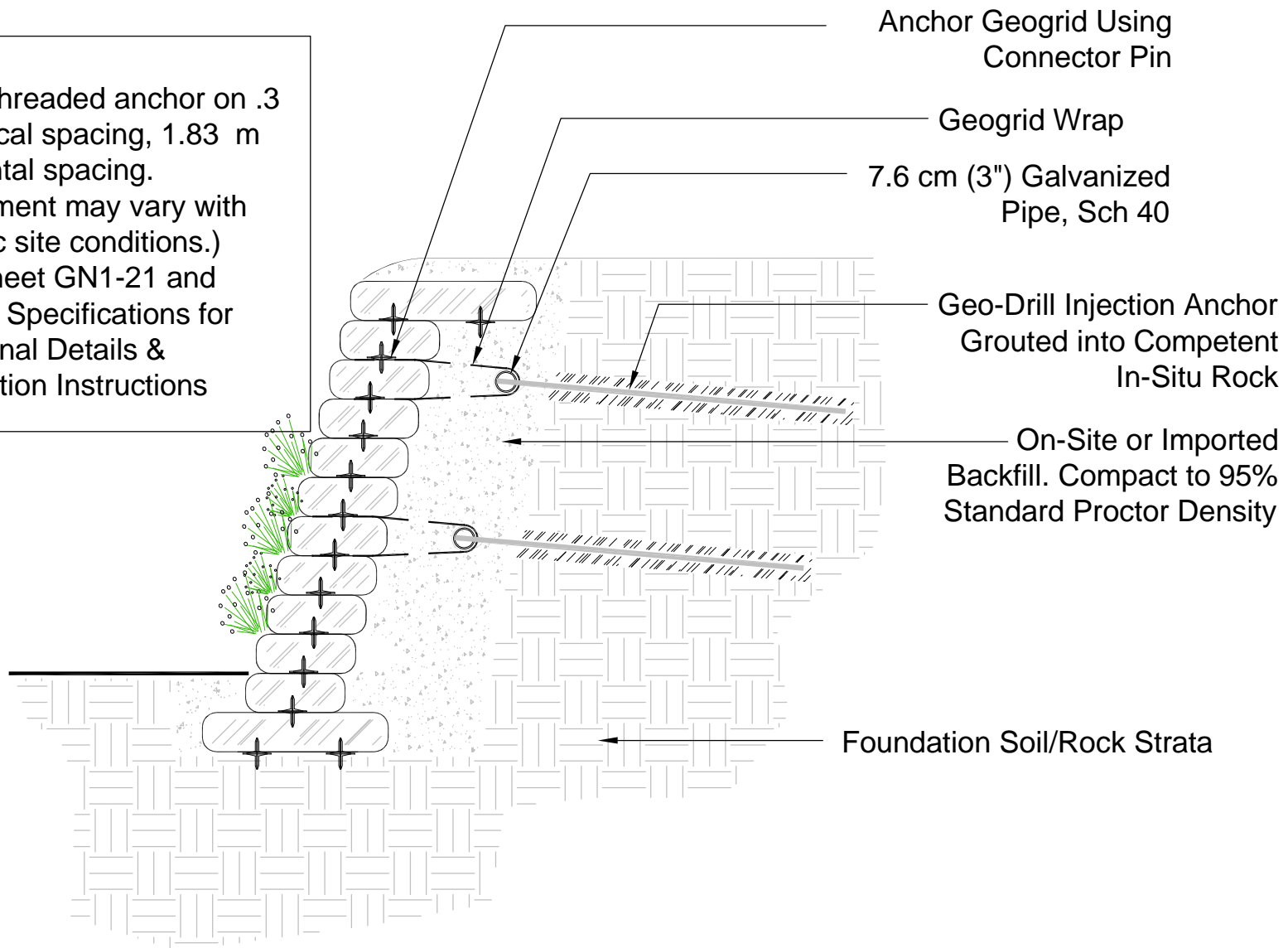


10101 N. Casey Road
 Evansville, WI 53536
 (P) 608.226.2565

REVISIONS

NOTE:

- Place threaded anchor on .3 m vertical spacing, 1.83 m horizontal spacing. (Placement may vary with specific site conditions.)
- See Sheet GN1-21 and Project Specifications for Additional Details & Installation Instructions



This is a typical, non-site specific design. Envirolok LLC makes these documents available on an "as is" basis. All CAD (.dwg) and PDF (.pdf) files were created as a service to our customers. Final determination of the suitability of any information or material for the use contemplated, and its manner of use, is the sole responsibility of the user. A final project specific design should be prepared by a qualified, licensed, professional engineer. THIS DRAWING IS NOT FOR CONSTRUCTION. Copyright 2020, Envirolok LLC

TITLE
ROCK ANCHOR REINFORCEMENT

DATE
MARCH 2021

SCALE
1/2" = 1' - 0"

SHEET
SHEET RD8-21



10101 N. Casey Road
Evansville, WI 53536
(P) 608.226.2565

www.envirolok.com
ecosolutions@envirolok.com
(F) 608.884.4640

REVISIONS
